

REVISION DETAILS

REVISION:	DATE:	DESCRIPTION:
A	12.05.24	TENDER ISSUE

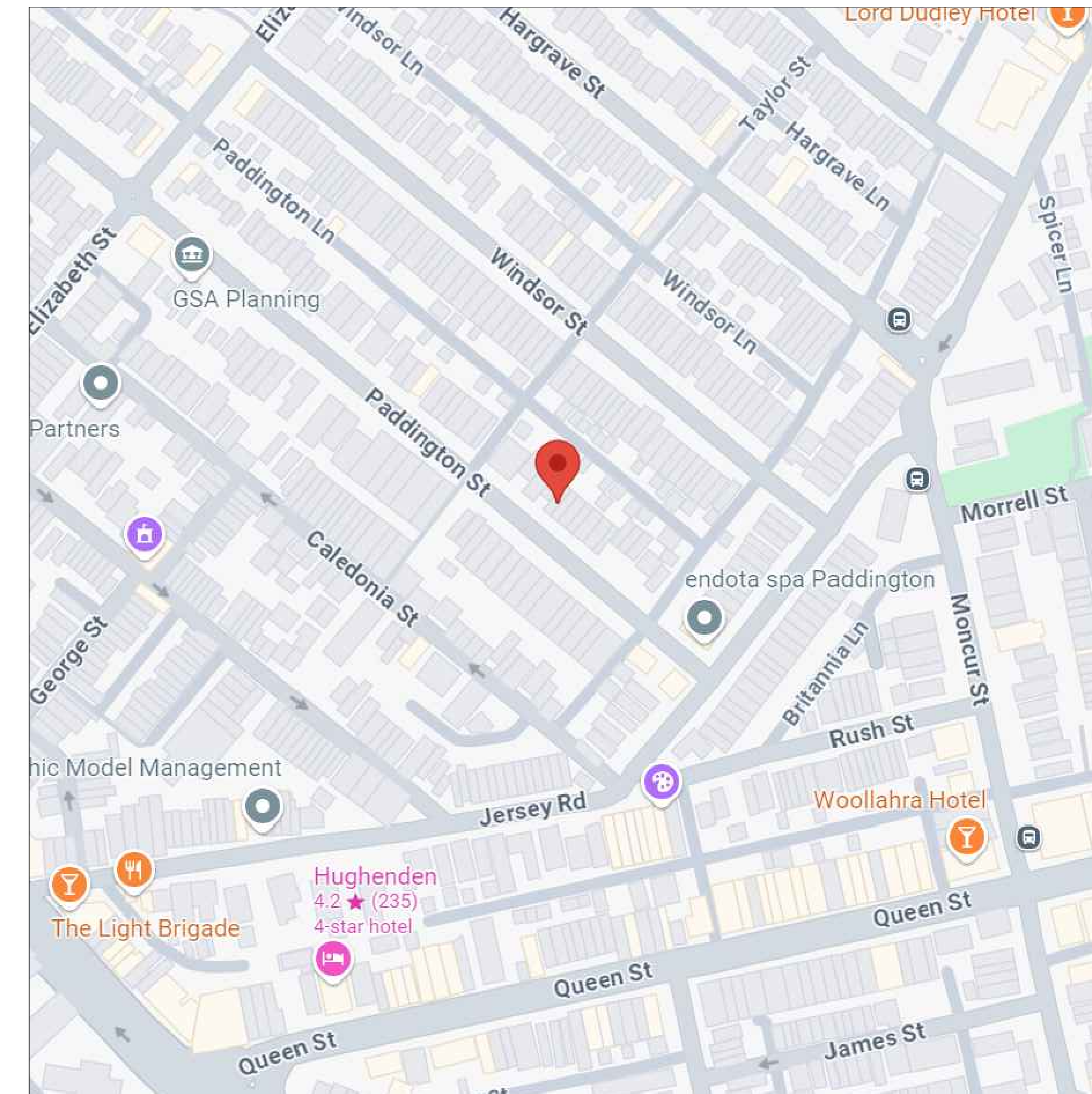
INDEX OF SHEETS

SHEET:	DRAWING:	SCALE:
01	EXISTING STRUCTURE	1:50 @ A0
02	DEMOLITION PLAN	1:50 @ A0
03	BASEMENT PLANS	1:25 @ A0
04	GROUND FLOOR PLANS	1:25 @ A0
05	FIRST FLOOR PLANS	1:25 @ A0
06	ATTIC PLANS	1:25 @ A0
07	SECTION 1	1:20 @ A0
08	KITCHEN PLAN, ELEVATIONS, SECTIONS & DETAILS	1:1 & 1:2 & 1:20 @ A0
09	ENSUITE PLAN, ELEVATIONS, SECTIONS & DETAILS	1:1 & 1:2 & 1:20 @ A0
10	JOINERY, FLOORING & SKYLIGHT DETAILS	1:1 & 1:2 & 1:5 @ A0
11	STAIRCASE PLAN, ISOMETRICS & SECTIONS	1:25 @ A0
12	STAIRCASE DETAILS	1:1 & 1:5 & 1:10 @ A0

DESIGNER

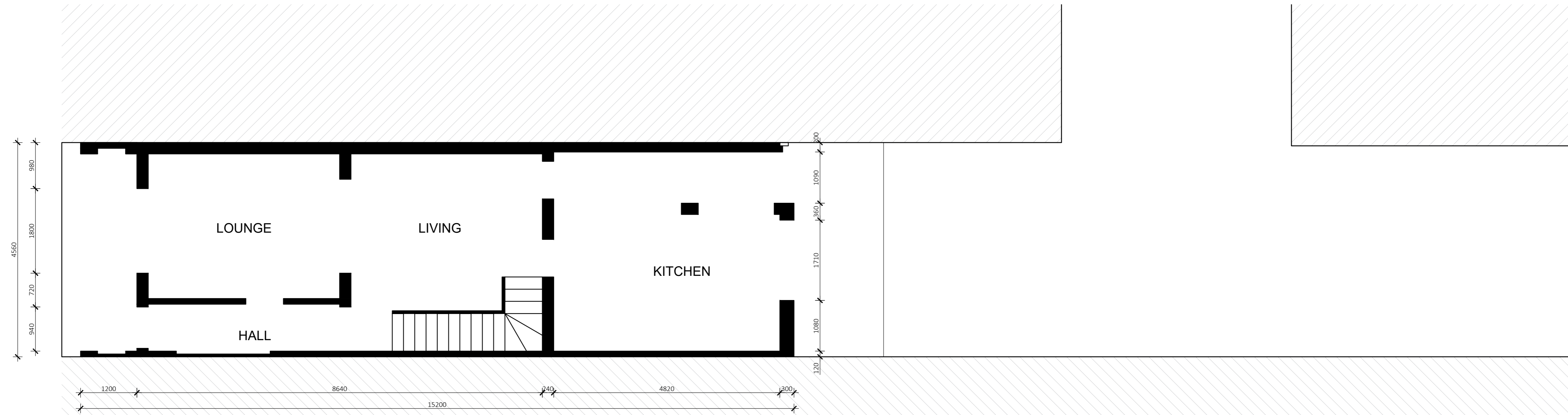
Name: Isabelle Tavella
Email: isabelle.tavella@billyblue.torrens.edu.au

SITE LOCATION

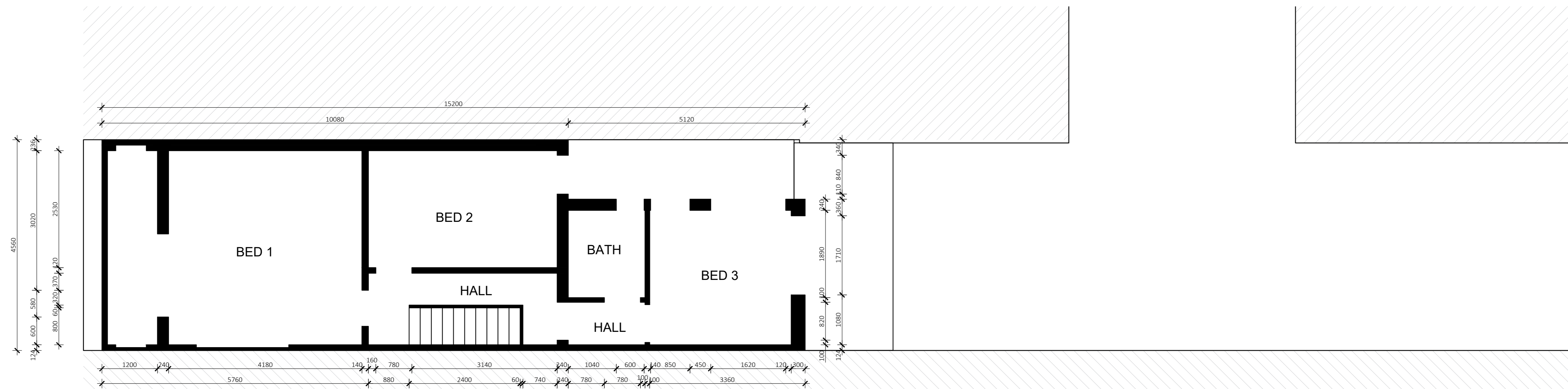


166 PADDINGTON STREET,
PADDINGTON NSW 2021

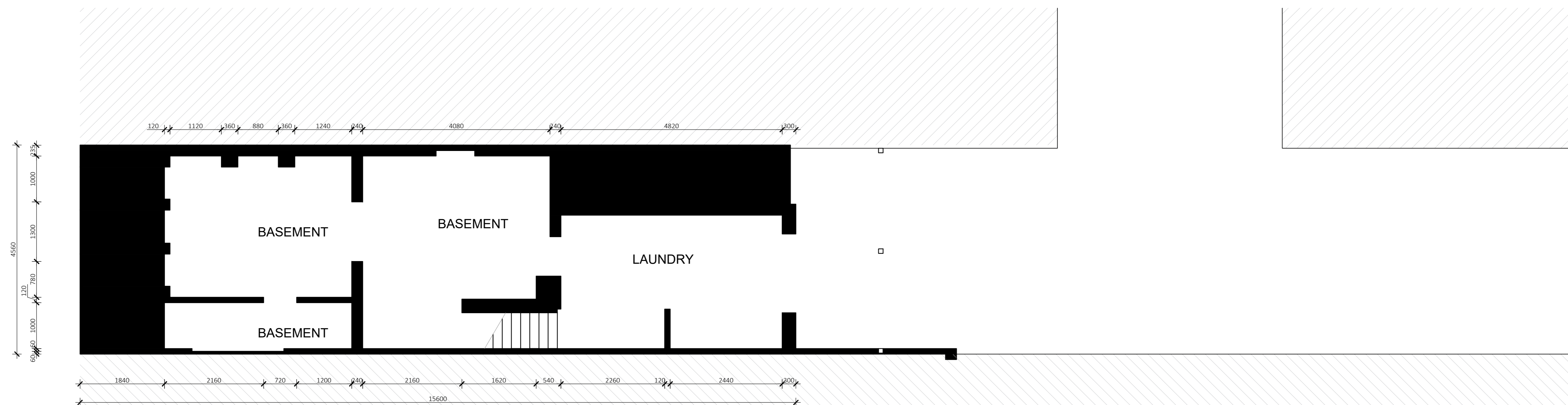
01 EXISTING FIRST LEVEL
A01 1:50 @ A0



02 EXISTING GROUND FLOOR
A01 1:50 @ A0



03 EXISTING BASEMENT
A01 1:50 @ A0



GRAPHIC SYMBOLS

Existing	Tiles	Earth
Floor Boards	Silksurface	Concrete
13mm Plasterboard	16mm MDF	Timber Flooring

WALL TYPES

WT01	Wet/Wet Wall - Timber stud wall 45x90mm w/ 9mm FC + 2mm adhesive + 6mm tile on either side
WT02	Dry/Wet Wall - Timber stud wall 45x90mm w/ 13mm plasterboard sheeting on one side and 9mm FC + 2mm adhesive + 6mm tile on other side
WT03	Dry/Dry Wall - Timber stud wall 45x90mm w/ 13mm plasterboard sheeting on either side
PT01	Wall Paint Snowy Mountains Quarter - Dulux
TL01	Wall Tile Lily Zellige Handmade 100x100mm - Di Lorenzo
TL02	Floor Tile Réves Perle Beige 1200x1200mm - Di Lorenzo

DOOR TYPES

D01	Sliding Cavity Door 820(W) x 2110(H)	D02	Sliding Bi-Fold Door 1120(W) x 2110(H)
D02	Flush Door 820(W) x 2110(H)		
D03	Glass Sliding Stacker Door 3380(W) x 2110(H)		
D04	Flush French Doors 1800(W) x 2110(H)		

ELECTRICAL FIXTURES

LT-01	3 in 1 Light, heat lamp and exhaust fan	LT-05	Large Domed Ribbed Pendant - Beacon
LT-02	Downlight	LT-06	LED Strip Lighting Under Handrail
LT-03	Bottle White Pendant - Beacon	Exhaust fan	
LT-04	Round White Pendant - Beacon	Smoke Alarm	
Single Light Switch		Double Light Switch	
		Triple Light Switch	

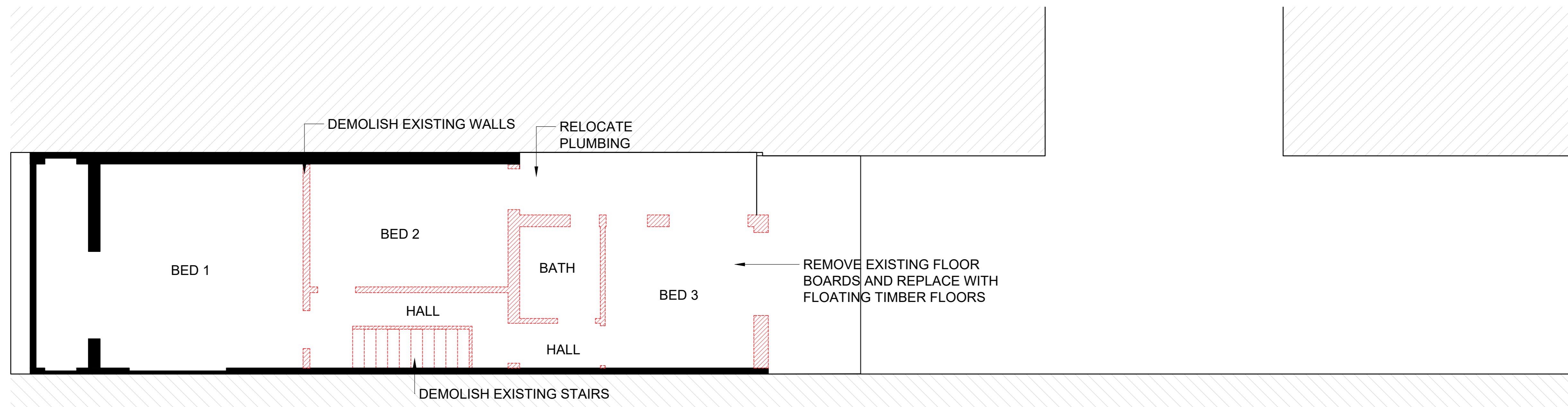
SYMBOLS

FN-01	Lola Armchair Linen Bowie/Silver Oak
FN-02	Lola 2.5 Seater Sofa Linen Bowie/Silver Oak
FN-03	Otis 6 Seater Dining Table/Silver Oak
FN-04	Gus Dining Chair Leather Bone/Silver Oak
FN-05	Brooklyn Stool Leather Bone/Silver Oak
FN-06	Andorra Wool Terrazzo Area Rug
FN-07	Willow Queen Bed Silver Oak
FN-08	Noah Bedside Table Silver Oak
FN-09	Andes Wool Rye Area Rug
FN-10	Franklin 2.5 Seater Sofa Flax Seed Clover Wool/Raw Wood
FN-11	Aspen Wool Elk Area Rug
FN-12	Wilfred Armchair Banksia Matilda Linen/Silver Oak
FN-13	Willow King Bed Silver Oak
FN-14	Leeroy Armchair Fog Greystone Leather
FN-15	Otis Side Table Silver Oak
FN-16	Mina Desk Chair Fog Greystone Leather
FN-17	Match Carpet Rug Custom Made
FX-01	Kaya Toilet Roll Holder
FX-02	Kaya Single 600 Towel Rail
FX-03	Kaya Hand Towel Holder
FX-04	Kaya Twin Shower
FX-05	Sansa Wall/Shower Mixer
FX-06	Sansa Vessel Basin Mixer
FX-07	Kaya Back-To-Wall Toilet Suite
FX-08	Sasso 1650 Freestanding Bath
FX-09	Fisher & Paykel Induction Cooktop
FX-10	Fisher & Paykel Fridge
FX-11	Fisher & Paykel Integrated Oven
FX-12	Fisher & Paykel Integrated Combination Microwave Oven
FX-13	Fisher & Paykel Washing Machine
FX-14	Fisher & Paykel Dryer
FX-15	Art Plumbing Australia Bottle Trap
FX-16	Fisher & Paykel Dishwasher
FX-17	5000 Series Double Sink
FX-18	Hoop Concrete Basin
FX-19	Gloss MKII Swivel Sink Mixer
FX-20	Hana 32L Single Sink
FX-21	Pencil Edge 900x900 Mirror
FX-22	Sansa Wall Bath Set
FX-23	Arch 1200mm Mirror
FX-24	198mm Knurled Handle
JN-01	Timberline Ainsworth 900 Vanity
F-01	Topaz SilkSurface
F-02	Polytec Pallido Smooth
F-03	Polytec Boston Oak Woodmatt
F-04	Polytec Natural White
F-05	Dulux White Ceiling Paint
F-06	Engineered Timber Natural Oak
F-07	Surround By Laminex Classic VJ 100 Panelling 2700X1200mm Sheeting

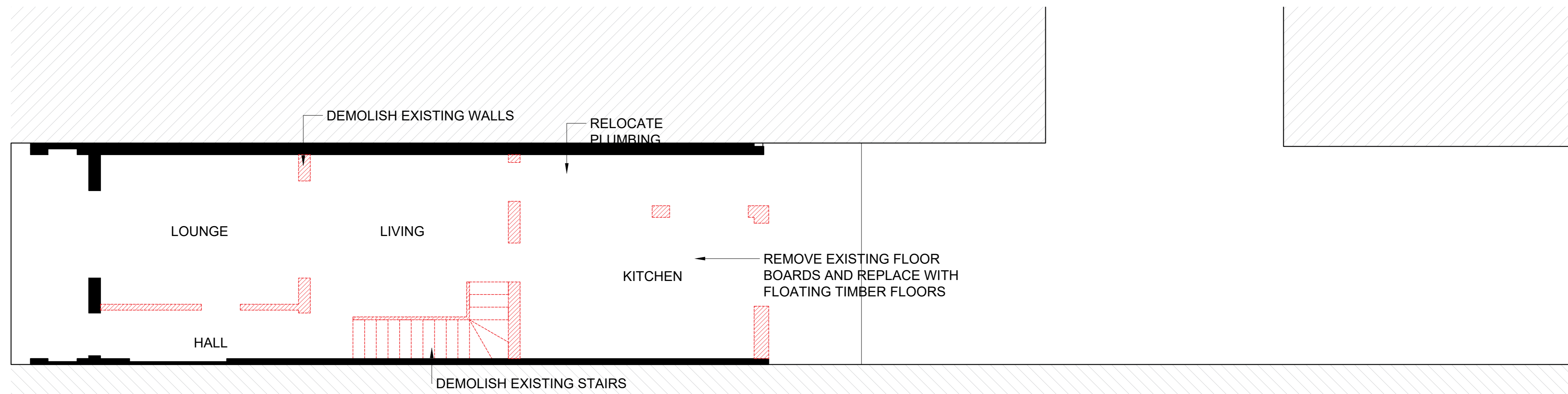
Revision:	Date:	Drawn By:
A	12.05.24	IT
Issue by:	True North	
Billy Blue College of Design Fortitude Valley Campus, 90 Bowen Terrace, Fortitude Valley, QLD 4000		
Project:	Drawing No:	Issue
Paddington House 166 Paddington St Paddington	01 02 03	A A A
Drawing Title:	Existing Structure	
Drawing Scale:	1:50	

BASIC NOTES	GENERAL NOTES	TENDER ISSUE
<p>1. Comply in all respects to basic certificates A117344 requirements including but not limited to:</p> <p>A) A minimum of 40% of new lights to be fluorescent.</p> <p>B) All new bathroom fixtures to have a minimum of 3 star water rating.</p> <p>C) All new construction to comply with minimum additional insulation as outlined in basic certification A117344.</p> <p>D) All new doors, windows and glazing to comply with minimum standards as outlined in basic certificate A117344.</p>	<p>1. Refer code index and schedules for codes description & specifications.</p> <p>2. All works to comply with BCA & Australian Standards & in accordance with best practice.</p> <p>3. All internal floor finishes align, typical.</p> <p>4. Comply in all respects to development application conditions of consent by Woolahra Council.</p> <p>5. Comply in all respects to structural engineer's documentation and instructions.</p> <p>6. Comply in all respects to basic requirements.</p>	<p>Note: Do not scale drawing; this drawing shows design intent only. All dimensions to be checked on site prior to construction or production: construction details to be confirmed by contractor / manufacturer, figure dimensions are to be taken in preference to the scale drawing; all discrepancies and commissions on site must be reported to designer for their comments or approval prior to commencing work; all electrical, lighting, HVAC and plumbing issues to be referred to engineer's drawing prior to commencement of works; the designs are subject to approval by statutory authorities and any necessary alterations should be made to comply; this document including electronic format, must not be used, reproduced or copied wholly or in part without a prior permission of designer.</p>

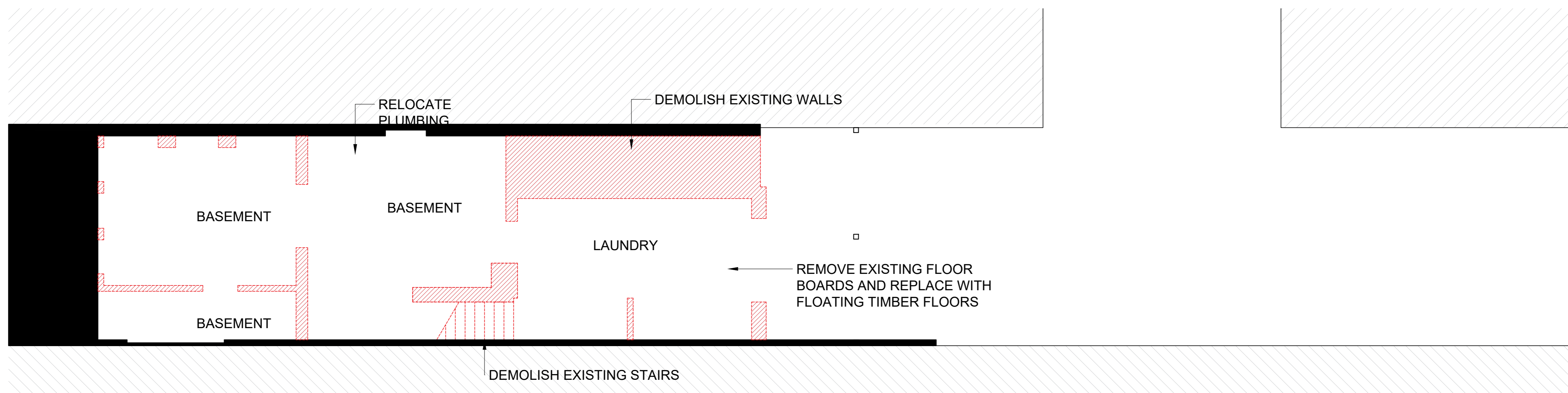
01 FIRST LEVEL DEMOLITION PLAN
A02 1:50 @ A0



02 GROUND FLOOR DEMOLITION PLAN
A02 1:50 @ A0



03 BASEMENT DEMOLITION PLAN
A02 1:50 @ A0



GRAPHIC SYMBOLS

Existing	Tiles	Earth
Floor Boards	Silksurface	Concrete
13mm Plasterboard	16mm MDF	Timber Flooring

WALL TYPES

WTO1	Wet/Wet Wall - Timber stud wall 45x90mm w/ 9mm FC + 2mm adhesive + 6mm tile on either side
WTO2	Dry/Wet Wall - Timber stud wall 45x90mm w/ 13mm plasterboard sheeting on one side and 9mm FC + 2mm adhesive + 6mm tile on other side
WTO3	Dry/Dry Wall - Timber stud wall 45x90mm w/ 13mm plasterboard sheeting on either side
PTO1	Wall Paint Snow Mountains Quarter - Dulux
TL01	Wall Tile Lily Zellige Handmade 100x100mm - Di Lorenzo
TL02	Floor Tile Réves Perle Beige 1200x1200mm - Di Lorenzo

DOOR TYPES

D01	Sliding Cavity Door 820(W) x 2110(H)	D02	Sliding Bi-Fold Door 1120(W) x 2110(H)
D02	Flush Door 820(W) x 2110(H)	D03	Glass Sliding Stacker Door 338(W) x 2110(H)
D03	Glass Sliding Stacker Door 338(W) x 2110(H)	D04	Flush French Doors 1800(W) x 2110(H)

ELECTRICAL FIXTURES

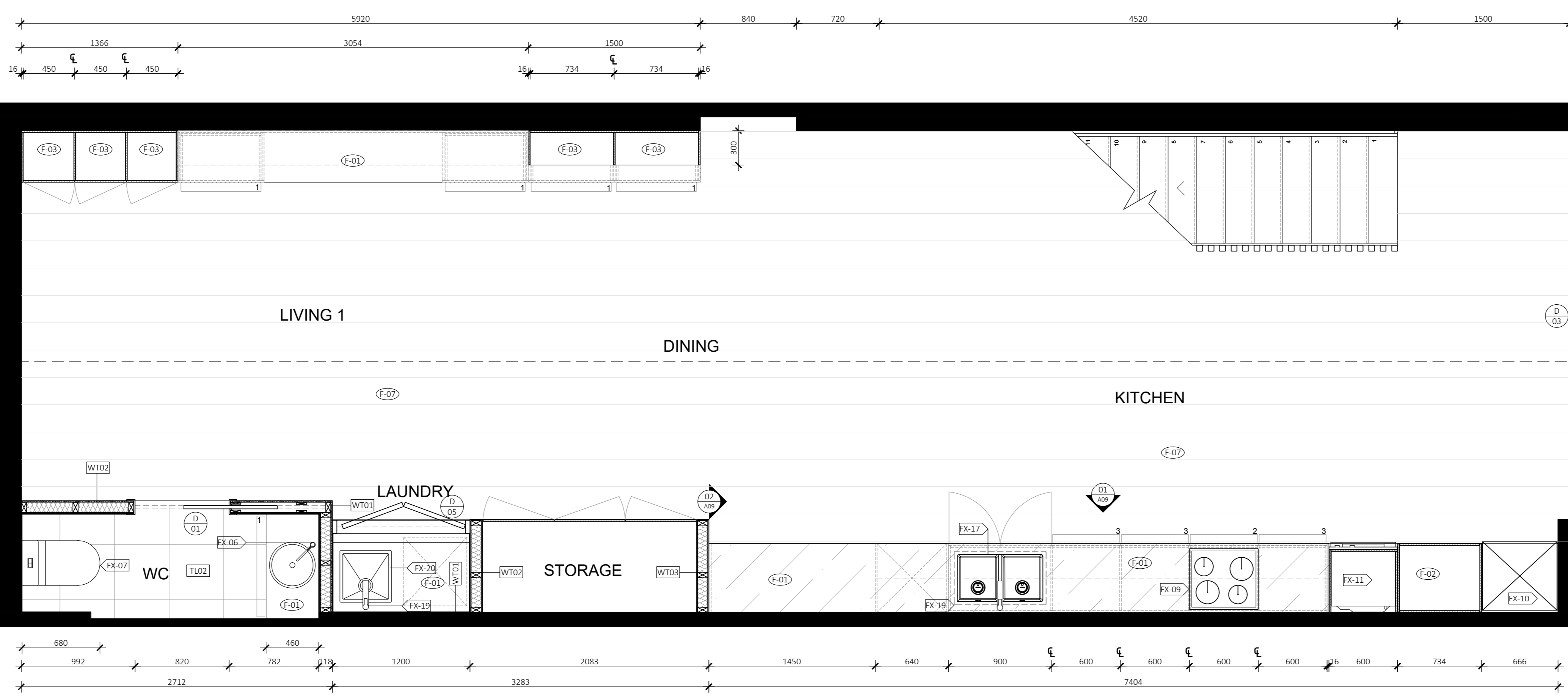
LT-01	3 in 1 Light, heat lamp and exhaust fan	LT-05	Large Domed Ribbed Pendant - Beacon
LT-02	Downlight	LT-06	LED Strip Lighting Under Handrail
LT-03	Bottle White Pendant - Beacon	EX	Exhaust fan
LT-04	Round White Pendant - Beacon	SA	Smoke Alarm
LS	Two-way Light Switch	DS	Double Light Switch
LS	Single Light Switch	TS	Triple Light Switch

SYMBOLS

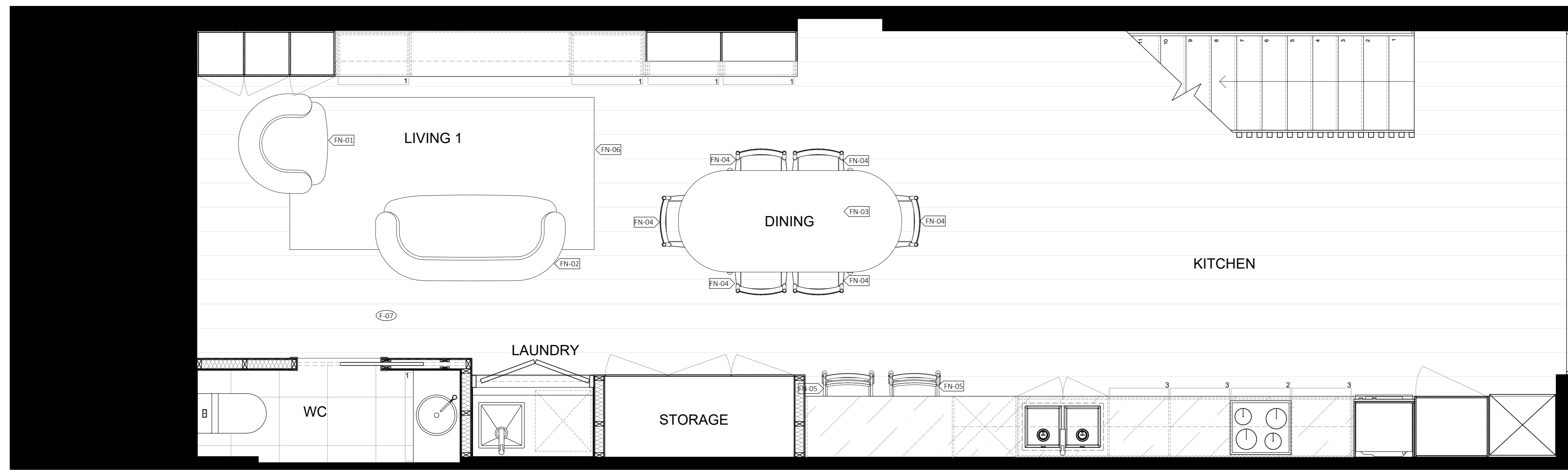
FN-01	Lola Armchair Linen Bowie/Silver Oak
FN-02	Lola 2.5 Seater Sofa Linen Bowie/Silver Oak
FN-03	Otis 6 Seater Dining Table/Silver Oak
FN-04	Gus Dining Chair Leather Bone/Silver Oak
FN-05	Brooklyn Stool Leather Bone/Silver Oak
FN-06	Andorra Wool Terrazzo Area Rug
FN-07	Willow Queen Bed Silver Oak
FN-08	Noah Bedside Table Silver Oak
FN-09	Andes Wool Rye Area Rug
FN-10	Franklin 2.5 Seater Sofa Flax Seed Clover Wool/Raw Wood
FN-11	Aspen Wool Elk Area Rug
FN-12	Wilfred Armchair Banksia Matilda Linen/Silver Oak
FN-13	Willow King Bed Silver Oak
FN-14	Leeroy Armchair Fog Greyson Leather
FN-15	Otis Side Table Silver Oak
FN-16	Mina Desk Chair Fog Greyson Leather
FN-17	Match Carpet Rug Custom Made
FX-01	Kaya Toilet Roll Holder
FX-02	Kaya Single 600 Towel Rail
FX-03	Kaya Hand Towel Holder
FX-04	Kaya Twin Shower
FX-05	Sansa Wall/Shower Mixer
FX-06	Sansa Vessel Basin Mixer
FX-07	Kaya Back-To-Wall Toilet Suite
FX-08	Sasso 1650 Freestanding Bath
FX-09	Fisher & Paykel Induction Cooktop
FX-10	Fisher & Paykel Fridge
FX-11	Fisher & Paykel Integrated Oven
FX-12	Fisher & Paykel Integrated Combination Microwave Oven
FX-13	Fisher & Paykel Washing Machine
FX-14	Fisher & Paykel Dryer
FX-15	Art Plumbing Australia Bottle Trap
FX-16	Fisher & Paykel Dishwasher
FX-17	5000 Series Double Sink
FX-18	Hoop Concrete Basin
FX-19	Gloss MKII Swivel Sink Mixer
FX-20	Hana 32L Single Sink
FX-21	Pencil Edge 900x900 Mirror
FX-22	Sansa Wall Bath Set
FX-23	Arch 1200mm Mirror
FX-24	198mm Knurled Handle
JN-01	Timberline Ainsworth 900 Vanity
F-01	Topaz SilkSurface
F-02	Polytec Pallido Smooth
F-03	Polytec Boston Oak Woodmatt
F-04	Polytec Natural White
F-05	Dulux White Ceiling Paint
F-06	Engineered Timber Natural Oak
F-07	Surround By Laminex Classic VJ 100 Panelling 2700X1200mm Sheeting

Revision:	Date:	Drawn By:
A	12.05.24	IT
Issue by:	True North	
Billy Blue College of Design Fortitude Valley Campus, 90 Bowen Terrace, Fortitude Valley, QLD 4000	N	
Project:	Drawing No:	Issue
Paddington House 166 Paddington St Paddington	01 02 03	A A A
Drawing Title:	Demolition Plan	
Drawing Scale:	1:50	

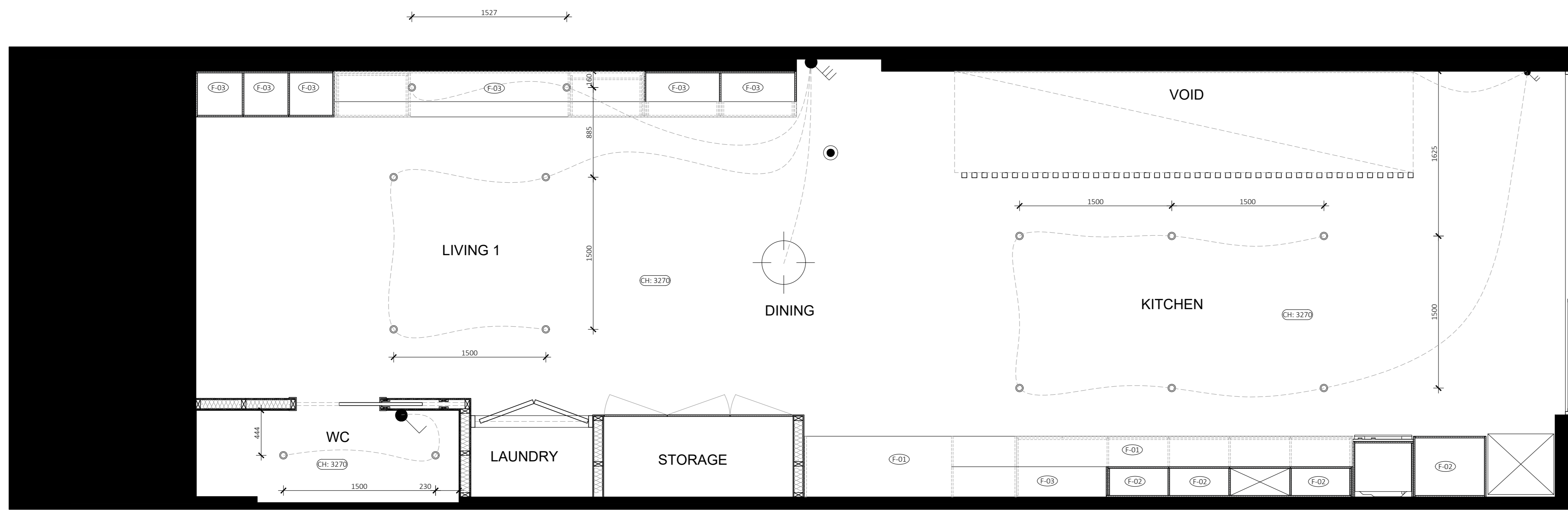
BASIC NOTES	GENERAL NOTES	TENDER ISSUE
<ol style="list-style-type: none"> Comply in all respects to basic certificates A117344 requirements including but not limited to: <ol style="list-style-type: none"> A minimum of 40% of new lights to be fluorescent, All new bathroom fixtures to have a minimum of 3 star water rating. All new construction to comply with minimum additional insulation as outlined in basic certification A117344. All new doors, windows and glazing to comply with minimum standards as outlined in basic certificate A117344. 	<ol style="list-style-type: none"> Refer code index and schedules for codes description & specifications. All works to comply with BCA & Australian Standards & in accordance with best practice. All internal floor finishes align, typical. Comply in all respects to development application conditions of consent by Woolahra Council. Comply in all respects to structural engineer's documentation and instructions. Comply in all respects to basic requirements. 	<p>Note: Do not scale drawing; this drawing shows design intent only. All dimensions to be checked on site prior to construction or production; construction details to be confirmed by contractor / manufacturer, figure dimensions are to be taken in preference to the scale drawing; all discrepancies and commissions on site must be reported to designer for their comments or approval prior to commencing work; all electrical, lighting, HVAC and plumbing issues to be referred to engineer's drawing prior to commencement of works; the designs are subject to approval by statutory authorities and any necessary alterations should be made to comply; this document including electronic format, must not be used, reproduced or copied wholly or in part without a prior permission of designer.</p>



01 BASEMENT FLOOR PLAN
A03 1:25 @ A0



02 BASEMENT FURNITURE PLAN
A03 1:25 @ A0



03 BASEMENT RCP
A03 1:25 @ A0

GRAPHIC SYMBOLS		
	Tiles	Earth
	Silksurface	Concrete
	16mm MDF	Timber Flooring

WALL TYPES	
WT01	Wet/Wet Wall - Timber stud wall 45x90mm w/ 9mm FC + 2mm adhesive + 6mm tile on either side
WT02	Dry/Wet Wall - Timber stud wall 45x90mm w/ 13mm plasterboard sheeting on one side and 9mm FC + 2mm adhesive + 6mm tile on other side
WT03	Dry/Dry Wall - Timber stud wall 45x90mm w/ 13mm plasterboard sheeting on either side
PT01	Wall Paint Snow Mountains Quarter - Dulux
TL01	Wall Tile Lily Zellige Handmade 100x100mm - Di Lorenzo
TL02	Floor Tile Réves Perle Beige 1200x1200mm - Di Lorenzo

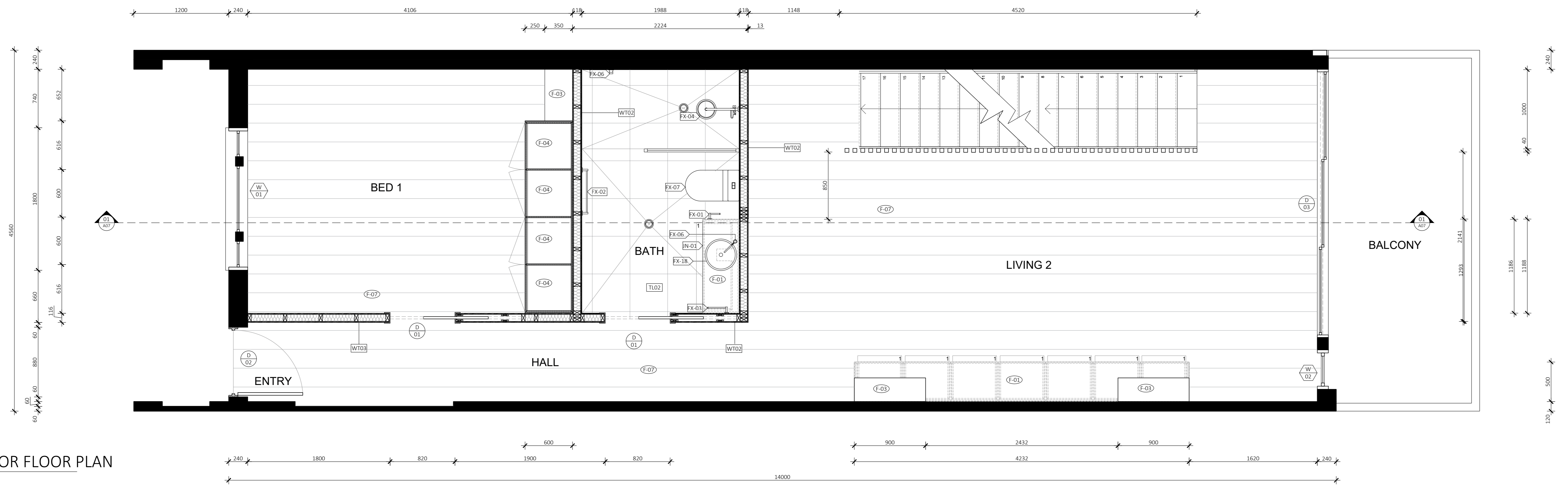
DOOR TYPES	
	Sliding Bi-Fold Door 1120(W) x 2110(H)
	Flush Door 820(W) x 2110(H)
	Glass Sliding Stacker Door 3380(W) x 2110(H)
	Flush French Doors 1800(W) x 2110(H)

ELECTRICAL FIXTURES	
	LT-01 3 in 1 Light, heat lamp and exhaust fan
	LT-02 Downlight
	LT-03 Bottle White Pendant - Beacon
	LT-04 Round White Pendant - Beacon
	LT-05 Large Domed Ribbed Pendant - Beacon
	LT-05 LED Strip Lighting Under Handrail
	Exhaust fan
	Smoke Alarm
	Double Light Switch
	Triple Light Switch

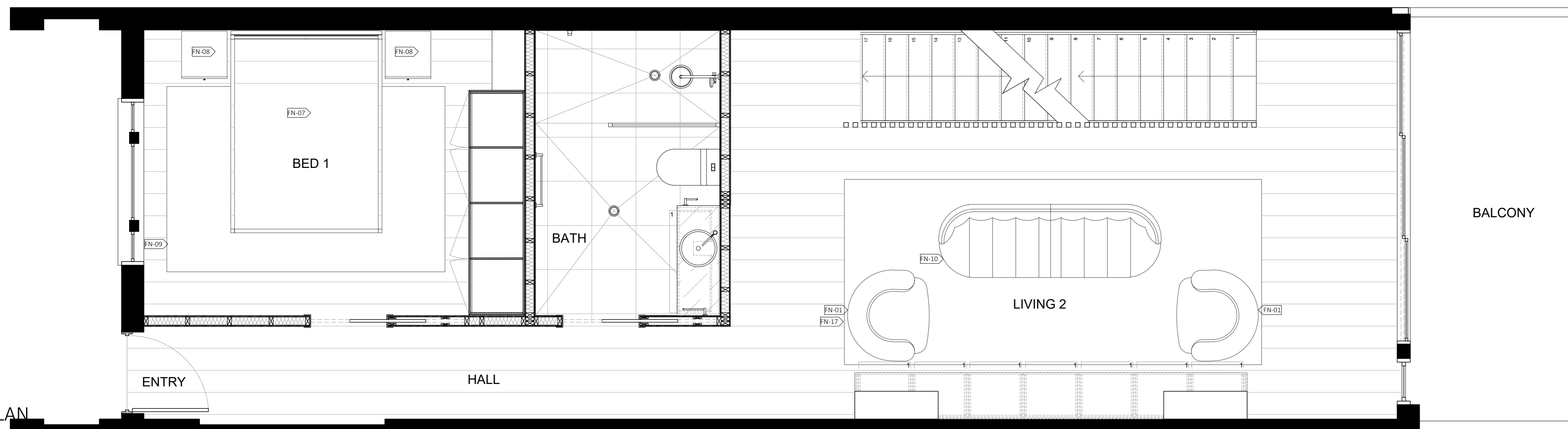
SYMBOLS	
FN-01	Lola Armchair Linen Bowie/Silver Oak
FN-02	Lola 2.5 Seater Sofa Linen Bowie/Silver Oak
FN-03	Otis 6 Seater Dining Table/Silver Oak
FN-04	Gus Dining Chair Leather Bone/Silver Oak
FN-05	Brooklyn Stool Leather Bone/Silver Oak
FN-06	Andorra Wool Terrazzo Area Rug
FN-07	Willow Queen Bed Silver Oak
FN-08	Noah Bedside Table Silver Oak
FN-09	Andes Wool Rye Area Rug
FN-10	Franklin 2.5 Seater Sofa Flax Seed Clover Wool/Raw Wood
FN-11	Aspen Wool Elk Area Rug
FN-12	Wilfred Armchair Banksia Matilda Linen/Silver Oak
FN-13	Willow King Bed Silver Oak
FN-14	Leeroy Armchair Fog Greyson Leather
FN-15	Otis Side Table Silver Oak
FN-16	Mina Desk Chair Fog Greyson Leather
FN-17	Match Carpet Rug Custom Made
FX-01	Kaya Toilet Roll Holder
FX-02	Kaya Single 600 Towel Rail
FX-03	Kaya Hand Towel Holder
FX-04	Kaya Twin Shower
FX-05	Sansa Wall/Shower Mixer
FX-06	Sansa Vessel Basin Mixer
FX-07	Kaya Back-To-Wall Toilet Suite
FX-08	Sasso 1650 Freestanding Bath
FX-09	Fisher & Paykel Induction Cooktop
FX-10	Fisher & Paykel Fridge
FX-11	Fisher & Paykel Integrated Oven
FX-12	Fisher & Paykel Integrated Combination Microwave Oven
FX-13	Fisher & Paykel Washing Machine
FX-14	Fisher & Paykel Dryer
FX-15	Art Plumbing Australia Bottle Trap
FX-16	Fisher & Paykel Dishwasher
FX-17	5000 Series Elk Area Rug
FX-18	Hoop Concrete Basin
FX-19	Gloss MKII Swivel Sink Mixer
FX-20	Hana 32L Single Sink
FX-21	Pencil Edge 900x900 Mirror
FX-22	Sansa Wall Bath Set
FX-23	Arch 1200mm Mirror
FX-24	198mm Knurled Handle
JN-01	Timberline Ainsworth 900 Vanity
F-01	Topaz SilkSurface
F-02	Polytec Pallido Smooth
F-03	Polytec Boston Oak Woodmatt
F-04	Polytec Natural White
F-05	Dulux White Ceiling Paint
F-06	Engineered Timber Natural Oak
F-07	Surround By Laminex Classic VJ 100 Panelling 2700X1200mm Sheeting

Revision:	Date:	Drawn By:
A	12.05.24	IT
Issue by:	True North	
Billy Blue College of Design Fortitude Valley Campus, 90 Bowen Terrace, Fortitude Valley, QLD 4000		
Project:	Drawing No.:	Issue:
Paddington House 166 Paddington St Paddington	01 02 03	A A A
Drawing Title:	Basement Plans	
Drawing Scale:	1:25	

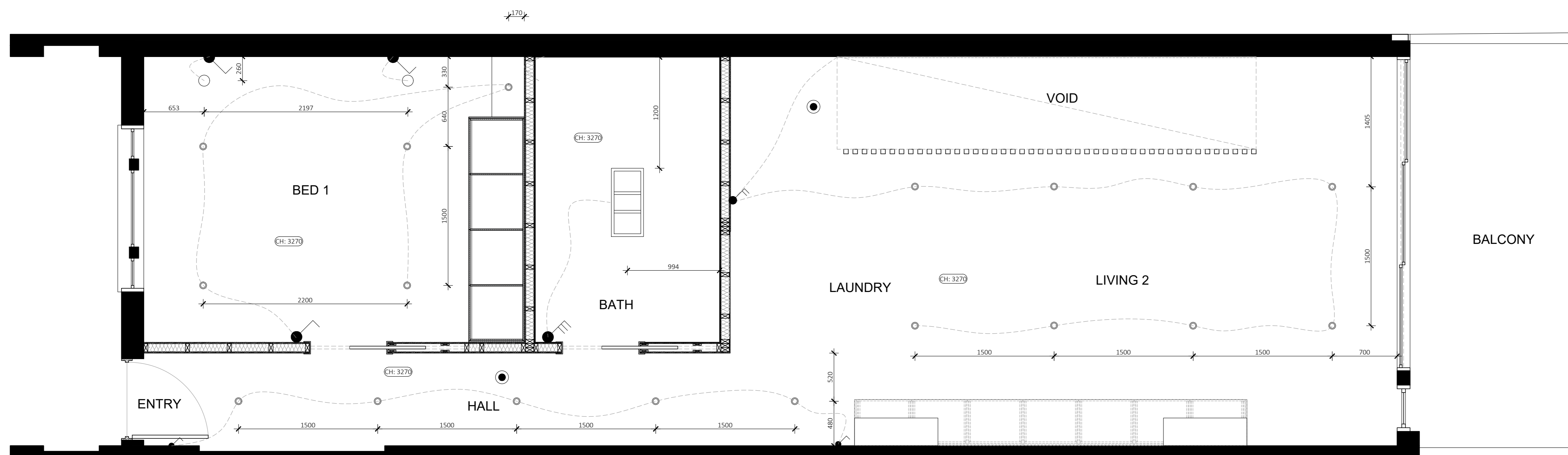
BASIC NOTES	GENERAL NOTES	TENDER ISSUE
<ol style="list-style-type: none"> Comply in all respects to basic certificates A117344 requirements including but not limited to: <ol style="list-style-type: none"> A minimum of 40% of new lights to be fluorescent, All new bathroom fixtures to have a minimum of 3 star water rating. All new construction to comply with minimum additional insulation as outlined in basic certification A117344. All new doors, windows and glazing to comply with minimum standards as outlined in basic certificate A117344. 	<ol style="list-style-type: none"> Refer code index and schedules for codes description & specifications. All works to comply with BCA & Australian Standards & in accordance with best practice. All internal floor finishes align, typical. Comply in all respects to development application conditions of consent by Woolahra Council. Comply in all respects to structural engineer's documentation and instructions. Comply in all respects to basic requirements. 	<p>Note: Do not scale drawing; this drawing shows design intent only. All dimensions to be checked on site prior to construction or production: construction details to be confirmed by contractor / manufacturer, figure dimensions are to be taken in preference to the scale drawing; all discrepancies and commissions on site must be reported to designer for their comments or approval prior to commencing work; all electrical, lighting, HVAC and plumbing issues to be referred to engineer's drawing prior to commencement of works; the designs are subject to approval by statutory authorities and any necessary alterations should be made to comply; this document including electronic format, must not be used, reproduced or copied wholly or in part without a prior permission of designer.</p>



01 GROUND FLOOR FLOOR PLAN
A04 1:25 @ A0



02 GROUND FLOOR FURNITURE PLAN
A04 1:25 @ A0



03 GROUND FLOOR RCP
A04 1:25 @ A0

GRAPHIC SYMBOLS

Existing	Tiles	Earth
Floor Boards	Silksurface	Concrete
13mm Plasterboard	16mm MDF	Timber Flooring

WALL TYPES

WT01	Wet/Wet Wall - Timber stud wall 45x90mm w/ 9mm FC + 2mm adhesive + 6mm tile on either side
WT02	Dry/Wet Wall - Timber stud wall 45x90mm w/ 13mm plasterboard sheeting on one side and 9mm FC + 2mm adhesive + 6mm tile on other side
WT03	Dry/Dry Wall - Timber stud wall 45x90mm w/ 13mm plasterboard sheeting on either side
PT01	Wall Paint Snow Mountains Quarter - Dulux
TL01	Wall Tile Lily Zellige Handmade 100x100mm - Di Lorenzo
TL02	Floor Tile Réves Perle Beige 1200x1200mm - Di Lorenzo

DOOR TYPES

D-01	Sliding Cavity Door 820(W) x 2110(H)	D-02	Sliding Bi-Fold Door 1120(W) x 2110(H)
D-03	Flush Door 820(W) x 2110(H)	D-04	Glass Sliding Stacker Door 3380(W) x 2110(H)
D-05	Flush French Doors 1800(W) x 2110(H)		

ELECTRICAL FIXTURES

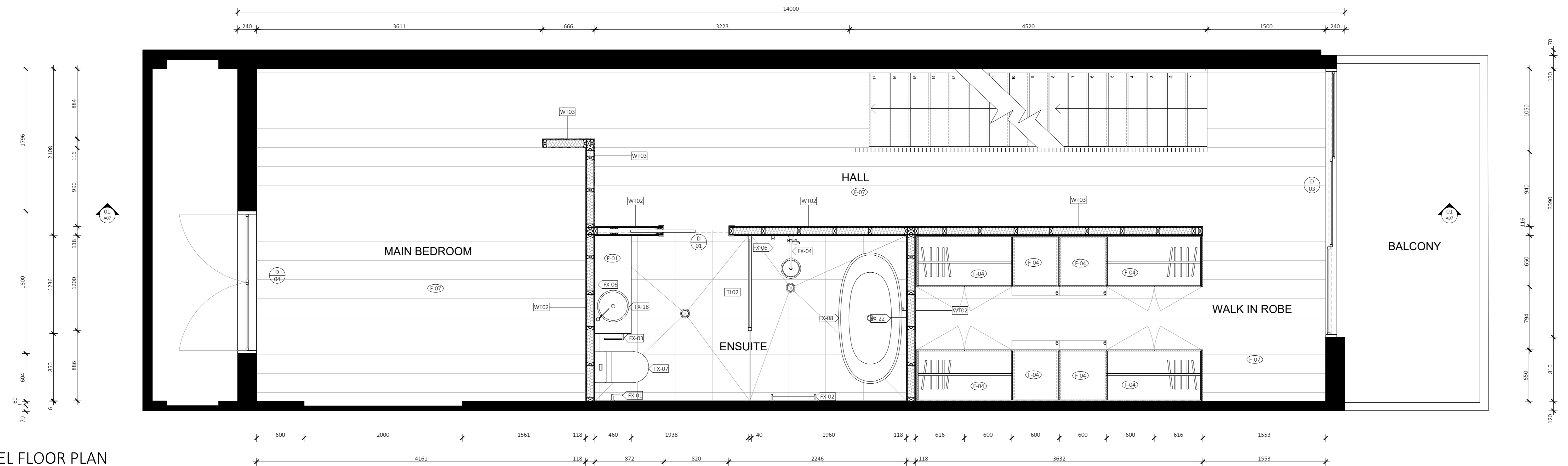
LT-01	3 in 1 Light, heat lamp and exhaust fan	LT-05	Large Domed Ribbed Pendant - Beacon
LT-02	Downlight	LT-06	LED Strip Lighting Under Handrail
LT-03	Bottle White Pendant - Beacon	EX-01	Exhaust fan
LT-04	Round White Pendant - Beacon	SA-01	Smoke Alarm
LS-01	Two-way Light Switch	LS-02	Double Light Switch
LS-02	Single Light Switch	LS-03	Triple Light Switch

SYMBOLS

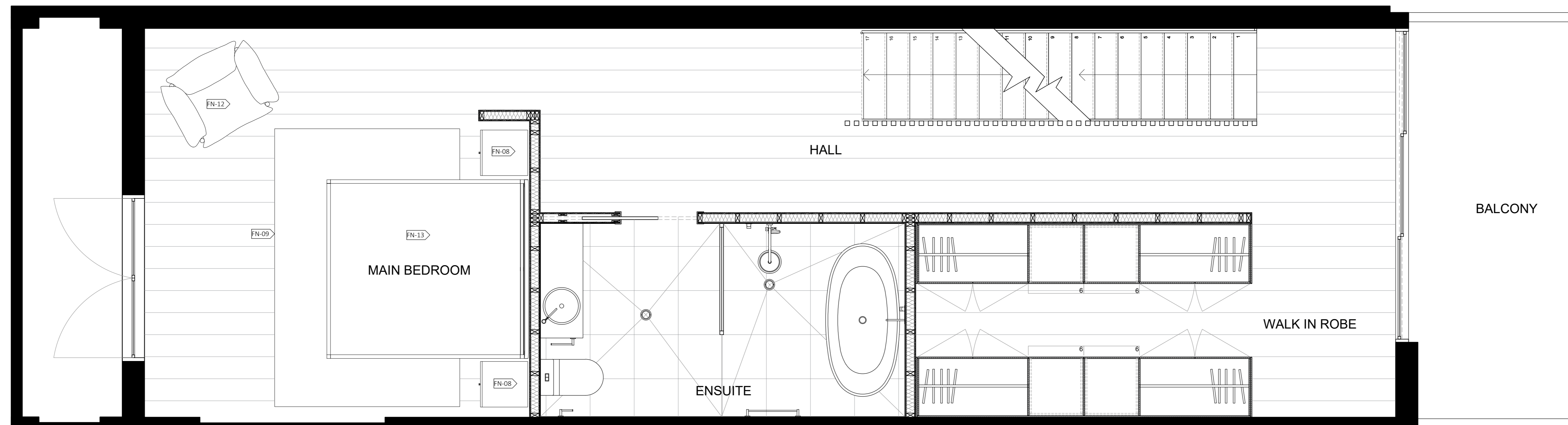
FN-01	Lola Armchair Linen Bowie/Silver Oak
FN-02	Lola 2.5 Seater Sofa Linen Bowie/Silver Oak
FN-03	Otis 6 Seater Dining Table/Silver Oak
FN-04	Gus Dining Chair Leather Bone/Silver Oak
FN-05	Brooklyn Stool Leather Bone/Silver Oak
FN-06	Andorra Wool Terrazzo Area Rug
FN-07	Willow Queen Bed Silver Oak
FN-08	Noah Bedside Table Silver Oak
FN-09	Andes Wool Rye Area Rug
FN-10	Franklin 2.5 Seater Sofa Flax Seed Clover Wool/Raw Wood
FN-11	Aspen Wool Elk Area Rug
FN-12	Wilfred Armchair Banksia Matilda Linen/Silver Oak
FN-13	Willow King Bed Silver Oak
FN-14	Leeroy Armchair Fog Greysen Leather
FN-15	Otis Side Table Silver Oak
FN-16	Mina Desk Chair Fog Greysen Leather
FN-17	Match Carpet Rug Custom Made
FX-01	Kaya Toilet Roll Holder
FX-02	Kaya Single 600 Towel Rail
FX-03	Kaya Hand Towel Holder
FX-04	Kaya Twin Shower
FX-05	Sansa Wall/Shower Mixer
FX-06	Sansa Vessel Basin Mixer
FX-07	Kaya Back-To-Wall Toilet Suite
FX-08	Sasso 1650 Freestanding Bath
FX-09	Fisher & Paykel Induction Cooktop
FX-10	Fisher & Paykel Fridge
FX-11	Fisher & Paykel Integrated Oven
FX-12	Fisher & Paykel Integrated Combination Microwave Oven
FX-13	Fisher & Paykel Washing Machine
FX-14	Fisher & Paykel Dryer
FX-15	Art Plumbing Australia Bottle Trap
FX-16	Fisher & Paykel Dishwasher
FX-17	5000 Series Double Sink
FX-18	Hoop Concrete Basin
FX-19	Gloss MKII Swivel Sink Mixer
FX-20	Hana 32L Single Sink
FX-21	Pencil Edge 900x900 Mirror
FX-22	Sansa Wall Bath Set
FX-23	Arch 1200mm Mirror
FX-24	198mm Knurled Handle
JN-01	Timberline Ainsworth 900 Vanity
F-01	Topaz SilkSurface
F-02	Polytec Pallido Smooth
F-03	Polytec Boston Oak Woodmatt
F-04	Polytec Natural White
F-05	Dulux White Ceiling Paint
F-06	Engineered Timber Natural Oak
F-07	Surround By Laminex Classic VJ 100 Panelling 2700X1200mm Sheeting

Revision:	Date:	Drawn By:
A	12.05.24	IT
Issue by:	True North	
Billy Blue College of Design Fortitude Valley Campus, 90 Bowen Terrace, Fortitude Valley, QLD 4000	N	
Project:	Drawing No:	Issue
Paddington House 166 Paddington St Paddington	01 02 03	A A A
Drawing Title:	Street Level Plans	
Drawing Scale:	1:25	

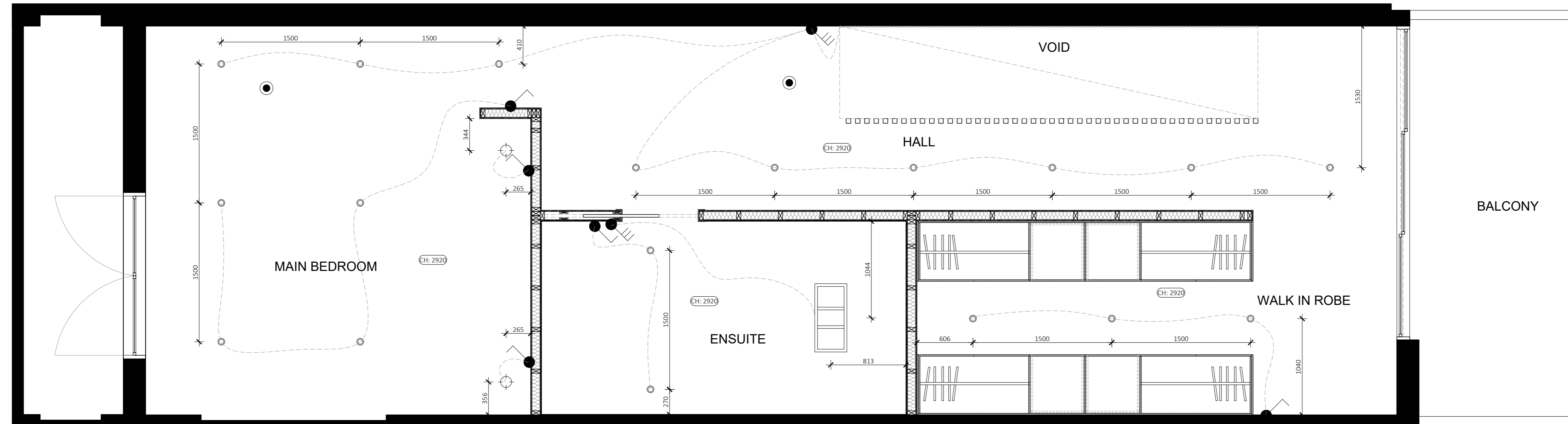
BASIC NOTES	GENERAL NOTES	TENDER ISSUE
<ol style="list-style-type: none"> Comply in all respects to basic certificates A117344 requirements including but not limited to: <ol style="list-style-type: none"> A minimum of 40% of new lights to be fluorescent. All new bathroom fixtures to have a minimum of 3 star water rating. All new construction to comply with minimum additional insulation as outlined in basic certification A117344. All new doors, windows and glazing to comply with minimum standards as outlined in basic certificate A117344. 	<ol style="list-style-type: none"> Refer code index and schedules for codes description & specifications. All works to comply with BCA & Australian Standards & in accordance with best practice. All internal floor finishes align, typical. Comply in all respects to development application conditions of consent by Woolahra Council. Comply in all respects to structural engineer's documentation and instructions. Comply in all respects to basic requirements. 	<p>Note: Do not scale drawing; this drawing shows design intent only. All dimensions to be checked on site prior to construction or production: construction details to be confirmed by contractor / manufacturer, figure dimensions are to be taken in preference to the scale drawing; all discrepancies and commissions on site must be reported to designer for their comments or approval prior to commencing work; all electrical, lighting, HVAC and plumbing issues to be referred to engineer's drawing prior to commencement of works; the designs are subject to approval by statutory authorities and any necessary alterations should be made to comply; this document including electronic format, must not be used, reproduced or copied wholly or in part without a prior permission of designer.</p>



01 FIRST LEVEL FLOOR PLAN
A05 1:25 @ A0



02 FIRST LEVEL FURNITURE PLAN
A05 1:25 @ A0



03 FIRST LEVEL RCP
A05 1:25 @ A0

GRAPHIC SYMBOLS

WALL TYPES

WT01	Wet/Wet Wall - Timber stud wall 45x90mm w/ 9mm FC + 2mm adhesive + 6mm tile on either side
WT02	Dry/Wet Wall - Timber stud wall 45x90mm w/ 13mm plasterboard sheeting on one side and 9mm FC + 2mm adhesive + 6mm tile on other side
WT03	Dry/Dry Wall - Timber stud wall 45x90mm w/ 13mm plasterboard sheeting on either side
PT01	Wall Paint Snow Mountains Quarter - Dulux
TL01	Wall Tile Lily Zellige Handmade 100x100mm - Di Lorenzo
TL02	Floor Tile Réves Perle Beige 1200x1200mm - Di Lorenzo

DOOR TYPES

	Sliding Cavity Door 820(W) x 2110(H)		Sliding Bi-Fold Door 1120(W) x 2110(H)
	Flush Door 820(W) x 2110(H)		Glass Sliding Stacker Door 3380(W) x 2110(H)
	Glass Sliding Stacker Door 3380(W) x 2110(H)		Flush French Doors 1800(W) x 2110(H)

ELECTRICAL FIXTURES

	LT-01 3 in 1 Light, heat lamp and exhaust fan		LT-05 Large Domed Ribbed Pendant - Beacon
	LT-02 Downlight		LT-06 LED Strip Lighting Under Handrail
	LT-03 Bottle White Pendant - Beacon		Exhaust fan
	LT-04 Round White Pendant - Beacon		Smoke Alarm
	Two-way Light Switch		Double Light Switch
	Single Light Switch		Triple Light Switch

SYMBOLS

FN-01	Lola Armchair Linen Bowie/Silver Oak
FN-02	Lola 2.5 Seater Sofa Linen Bowie/Silver Oak
FN-03	Otis 6 Seater Dining Table/Silver Oak
FN-04	Gus Dining Chair Leather Bone/Silver Oak
FN-05	Brooklyn Stool Leather Bone/Silver Oak
FN-06	Andorra Wool Terrazzo Area Rug
FN-07	Willow Queen Bed Silver Oak
FN-08	Noah Bedside Table Silver Oak
FN-09	Andes Wool Rye Area Rug
FN-10	Franklin 2.5 Seater Sofa Flax Seed Clover Wool/Raw Wood
FN-11	Aspen Wool Elk Area Rug
FN-12	Wilfred Armchair Banksia Matilda Linen/Silver Oak
FN-13	Willow King Bed Silver Oak
FN-14	Leeroy Armchair Fog Greyson Leather
FN-15	Otis Side Table Silver Oak
FN-16	Mina Desk Chair Fog Greyson Leather
FN-17	Match Carpet Rug Custom Made
FX-01	Kaya Toilet Roll Holder
FX-02	Kaya Single 600 Towel Rail
FX-03	Kaya Hand Towel Holder
FX-04	Kaya Twin Shower
FX-05	Sansa Wall/Shower Mixer
FX-06	Sansa Vessel Basin Mixer
FX-07	Kaya Back-To-Wall Toilet Suite
FX-08	Sasso 1650 Freestanding Bath
FX-09	Fisher & Paykel Induction Cooktop
FX-10	Fisher & Paykel Fridge
FX-11	Fisher & Paykel Integrated Oven
FX-12	Fisher & Paykel Integrated Combination Microwave Oven
FX-13	Fisher & Paykel Washing Machine
FX-14	Fisher & Paykel Dryer
FX-15	Art Plumbing Australia Bottle Trap
FX-16	Fisher & Paykel Dishwasher
FX-17	5000 Series Double Sink
FX-18	Hoop Concrete Basin
FX-19	Gloss MKII Swivel Sink Mixer
FX-20	Hana 32L Single Sink
FX-21	Pencil Edge 900x900 Mirror
FX-22	Sansa Wall Bath Set
FX-23	Arch 1200mm Mirror
FX-24	198mm Knurled Handle
JN-01	Timberline Ainsworth 900 Vanity
F-01	Topaz SilkSurface
F-02	Polytec Pallido Smooth
F-03	Polytec Boston Oak Woodmatt
F-04	Polytec Natural White
F-05	Dulux White Ceiling Paint
F-06	Engineered Timber Natural Oak
F-07	Surround By Laminex Classic VJ 100 Panelling 2700X1200mm Sheeting

<p>BASIC NOTES</p> <ol style="list-style-type: none"> Comply in all respects to basic certificates A117344 requirements including but not limited to: <ol style="list-style-type: none"> A minimum of 40% of new lights to be fluorescent, All new bathroom fixtures to have a minimum of 3 star water rating. All new construction to comply with minimum additional insulation as outlined in basic certification A117344. All new doors, windows and glazing to comply with minimum standards as outlined in basic certificate A117344. 	<p>GENERAL NOTES</p> <ol style="list-style-type: none"> Refer code index and schedules for codes description & specifications. All works to comply with BCA & Australian Standards & in accordance with best practice. All internal floor finishes align, typical. Comply in all respects to development application conditions of consent by Woolahra Council. Comply in all respects to structural engineer's documentation and instructions. Comply in all respects to basic requirements. 	<p>TENDER ISSUE</p> <p>Note: Do not scale drawing; this drawing shows design intent only. All dimensions to be checked on site prior to construction or production; construction details to be confirmed by contractor / manufacturer, figure dimensions are to be taken in preference to the scale drawing; all discrepancies and commissions on site must be reported to designer for their comments or approval prior to commencing work; all electrical, lighting, HVAC and plumbing issues to be referred to engineer's drawing prior to commencement of works; the designs are subject to approval by statutory authorities and any necessary alterations should be made to comply; this document including electronic format, must not be used, reproduced or copied wholly or in part without a prior permission of designer.</p>

GRAPHIC SYMBOLS

WALL TYPES

WT01	Wet/Wet Wall - Timber stud wall 45x90mm w/ 9mm FC + 2mm adhesive + 6mm tile on either side
WT02	Dry/Wet Wall - Timber stud wall 45x90mm w/ 13mm plasterboard sheeting on one side and 9mm FC + 2mm adhesive + 6mm tile on other side
WT03	Dry/Dry Wall - Timber stud wall 45x90mm w/ 13mm plasterboard sheeting on either side
PT01	Wall Paint Snow Mountains Quarter - Dulux
TL01	Wall Tile Lily Zellige Handmade 100x100mm - Di Lorenzo
TL02	Floor Tile Réves Perle Beige 1200x1200mm - Di Lorenzo

DOOR TYPES

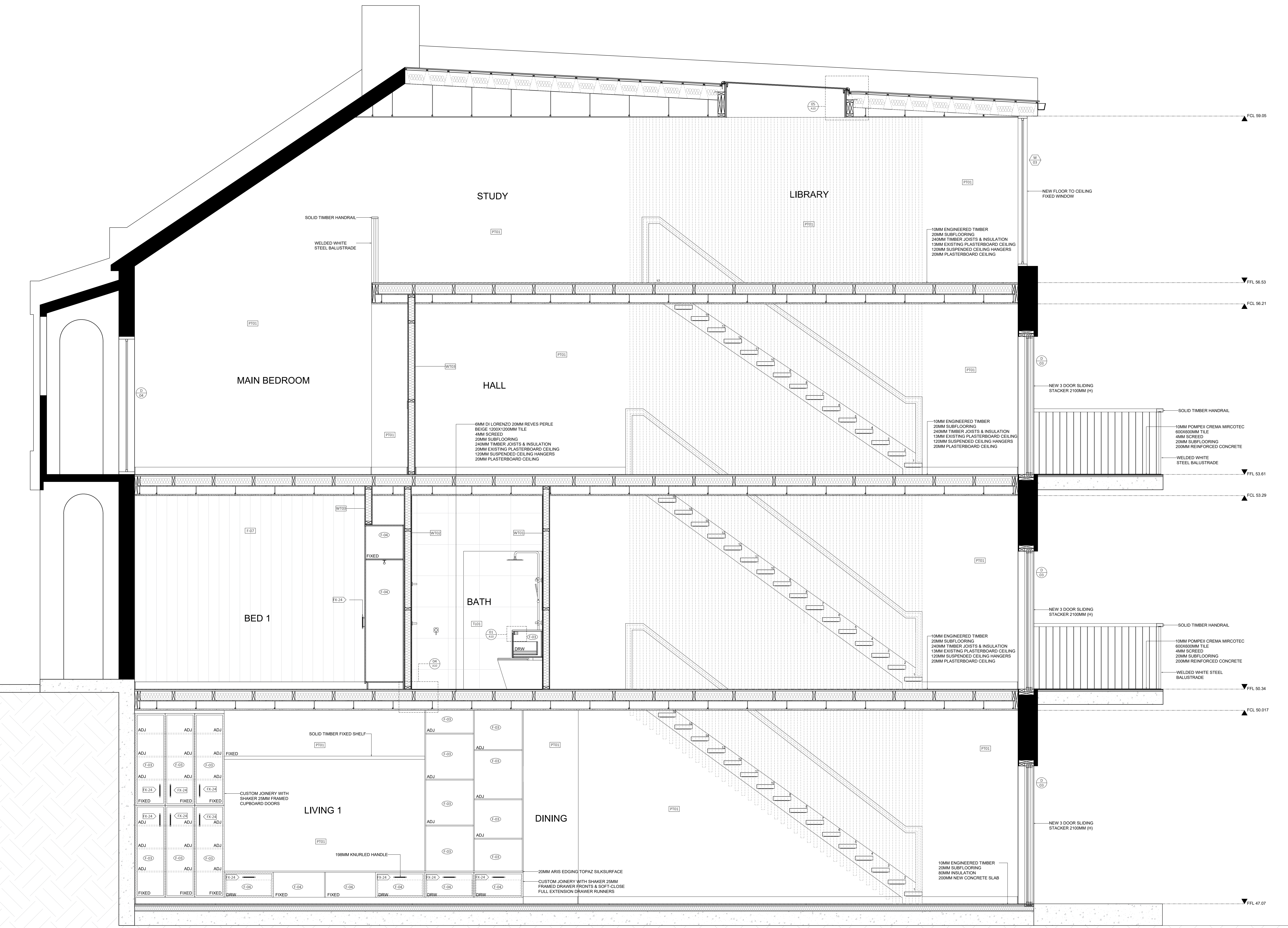
	Sliding Cavity Door 820(W) x 2110(H)		Sliding Bi-Fold Door 1120(W) x 2110(H)
	Flush Door 820(W) x 2110(H)		Glass Sliding Stacker Door 3380(W) x 2110(H)
	Flush French Doors 1800(W) x 2110(H)		

ELECTRICAL FIXTURES

	LT-01 3 in 1 Light, heat lamp and exhaust fan		LT-05 Large Domed Ribbed Pendant - Beacon
	LT-02 Downlight		LT-06 LED Strip Lighting Under Handrail
	LT-03 Bottle White Pendant - Beacon		Exhaust fan
	LT-04 Round White Pendant - Beacon		Smoke Alarm
	Two-way Light Switch		Double Light Switch
	Single Light Switch		Triple Light Switch

SYMBOLS

FN-01	Lola Armchair Linen Bowie/Silver Oak
FN-02	Lola 2.5 Seater Sofa Linen Bowie/Silver Oak
FN-03	Otis 6 Seater Dining Table/Silver Oak
FN-04	Gus Dining Chair Leather Bone/Silver Oak
FN-05	Brooklyn Stool Leather Bone/Silver Oak
FN-06	Andorra Wool Terrazzo Area Rug
FN-07	Willow Queen Bed Silver Oak
FN-08	Noah Bedside Table Silver Oak
FN-09	Andes Wool Rye Area Rug
FN-10	Franklin 2.5 Seater Sofa Flax Seed Clover Wool/Raw Wood
FN-11	Aspen Wool Elk Area Rug
FN-12	Wilfred Armchair Banksia Matilda Linen/Silver Oak
FN-13	Willow King Bed Silver Oak
FN-14	Leeroy Armchair Fog Greystone Leather
FN-15	Otis Side Table Silver Oak
FN-16	Mina Desk Chair Fog Greystone Leather
FN-17	Match Carpet Rug Custom Made
FX-01	Kaya Toilet Roll Holder
FX-02	Kaya Single 600 Towel Rail
FX-03	Kaya Hand Towel Holder
FX-04	Kaya Twin Shower
FX-05	Sansa Wall/Shower Mixer
FX-06	Sansa Vessel Basin Mixer
FX-07	Kaya Back-To-Wall Toilet Suite
FX-08	Sasso 1650 Freestanding Bath
FX-09	Fisher & Paykel Induction Cooktop
FX-10	Fisher & Paykel Fridge
FX-11	Fisher & Paykel Integrated Oven
FX-12	Fisher & Paykel Integrated Combination Microwave Oven
FX-13	Fisher & Paykel Washing Machine
FX-14	Fisher & Paykel Dryer
FX-15	Art Plumbing Australia Bottle Trap
FX-16	Fisher & Paykel Dishwasher
FX-17	5000 Series Double Sink
FX-18	Hoop Concrete Basin
FX-19	Gloss MKII Swivel Sink Mixer
FX-20	Hana 32L Single Sink
FX-21	Pencil Edge 900x900 Mirror
FX-22	Sansa Wall Bath Set
FX-23	Arch 1200mm Mirror
FX-24	198mm Knurled Handle
JN-01	Timberline Ainsworth 900 Vanity
F-01	Topaz Silksurface
F-02	Polytec Pallido Smooth
F-03	Polytec Boston Oak Woodmatt
F-04	Polytec Natural White
F-05	Dulux White Ceiling Paint
F-06	Engineered Timber Natural Oak
F-07	Surround By Laminex Classic VJ 100 Panelling 2700X1200mm Sheeting



BASIC NOTES

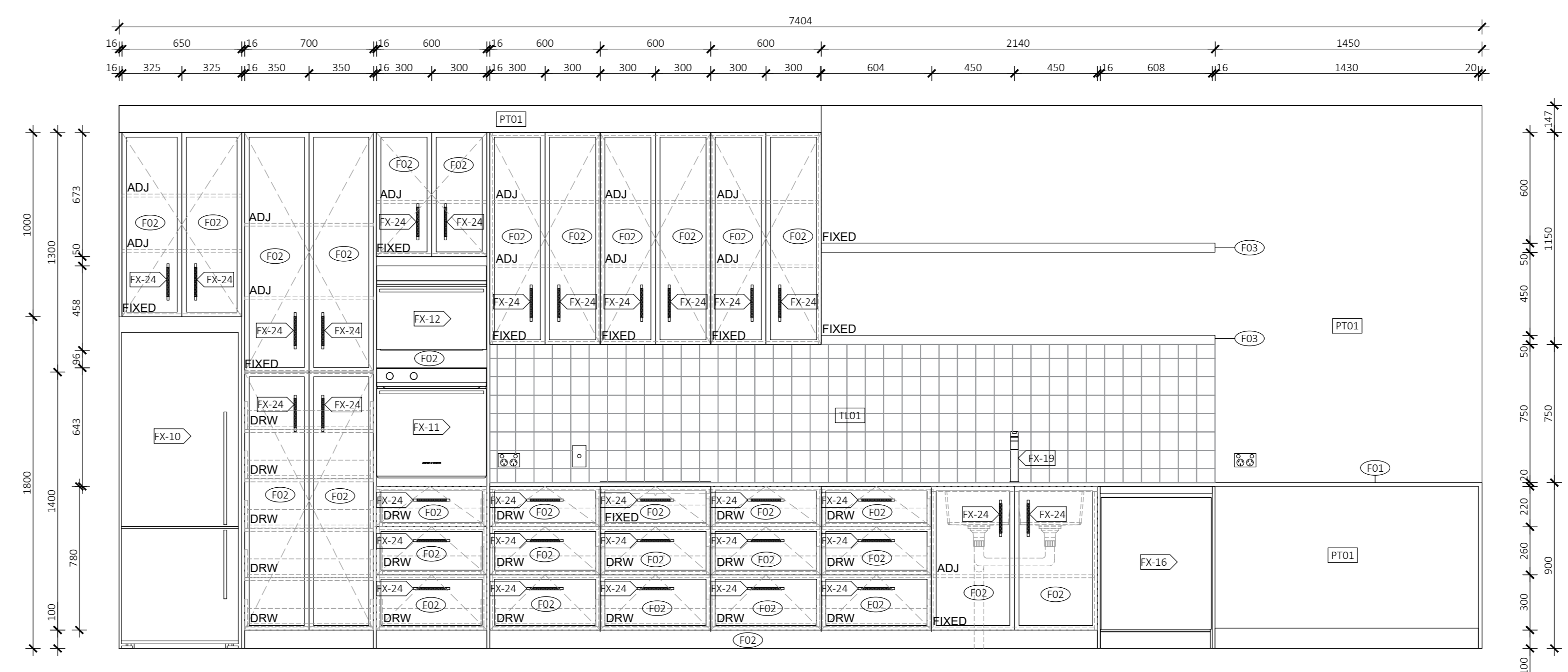
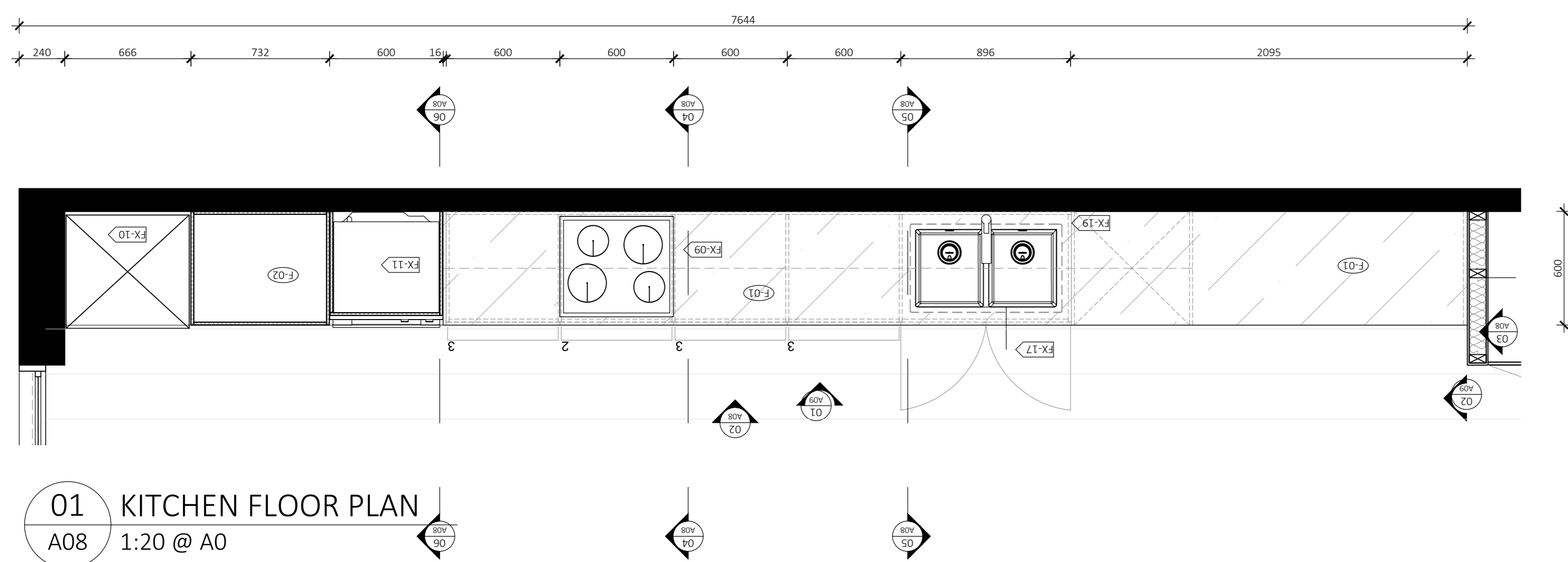
- Comply in all respects to basic certificates A117344 requirements including but not limited to:
 - A minimum of 40% of new lights to be fluorescent.
 - All new bathroom fixtures to have a minimum of 3 star water rating.
 - All new construction to comply with minimum additional insulation as outlined in basic certification A117344.
 - All new doors, windows and glazing to comply with minimum standards as outlined in basic certificate A117344.

GENERAL NOTES

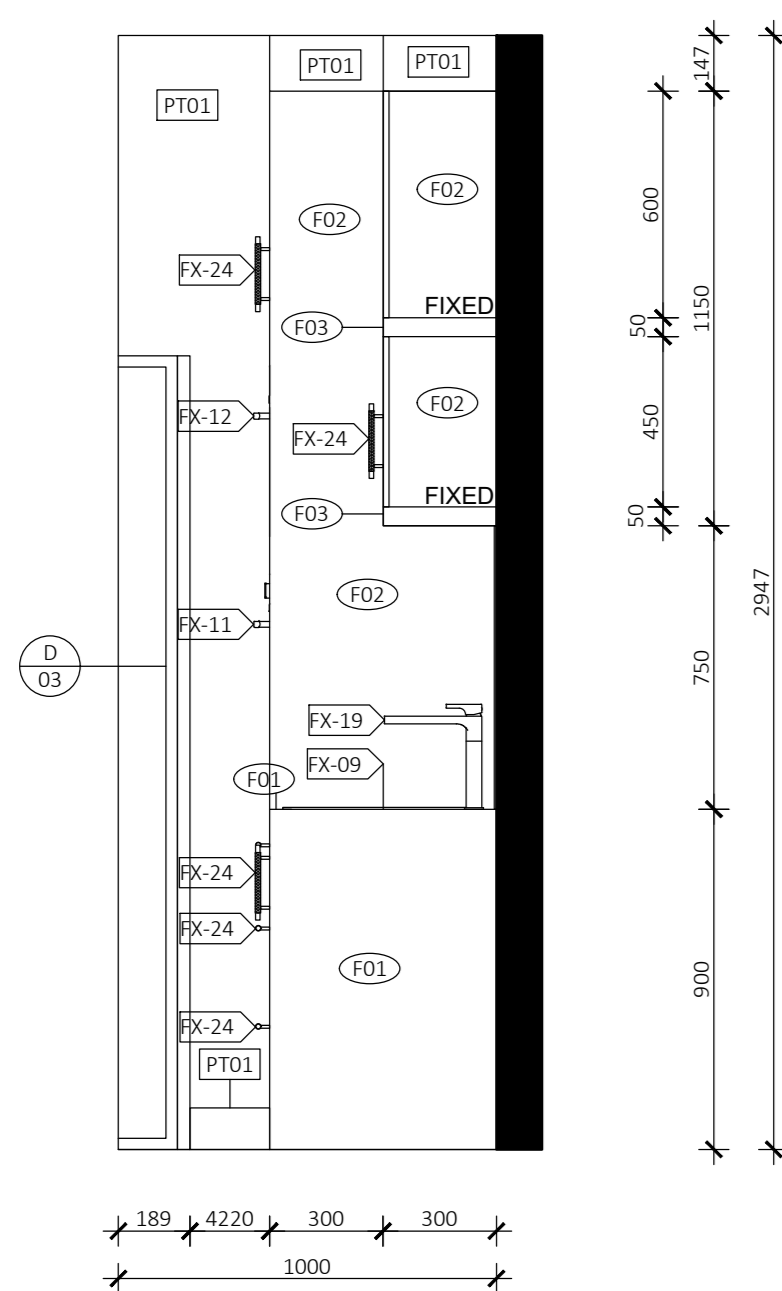
- Refer code index and schedules for codes description & specifications.
- All works to comply with BCA & Australian Standards & in accordance with best practice.
- All internal floor finishes align, typical.
- Comply in all respects to development application conditions of consent by Woolahra Council.
- Comply in all respects to structural engineer's documentation and instructions.
- Comply in all respects to basic requirements.

TENDER ISSUE

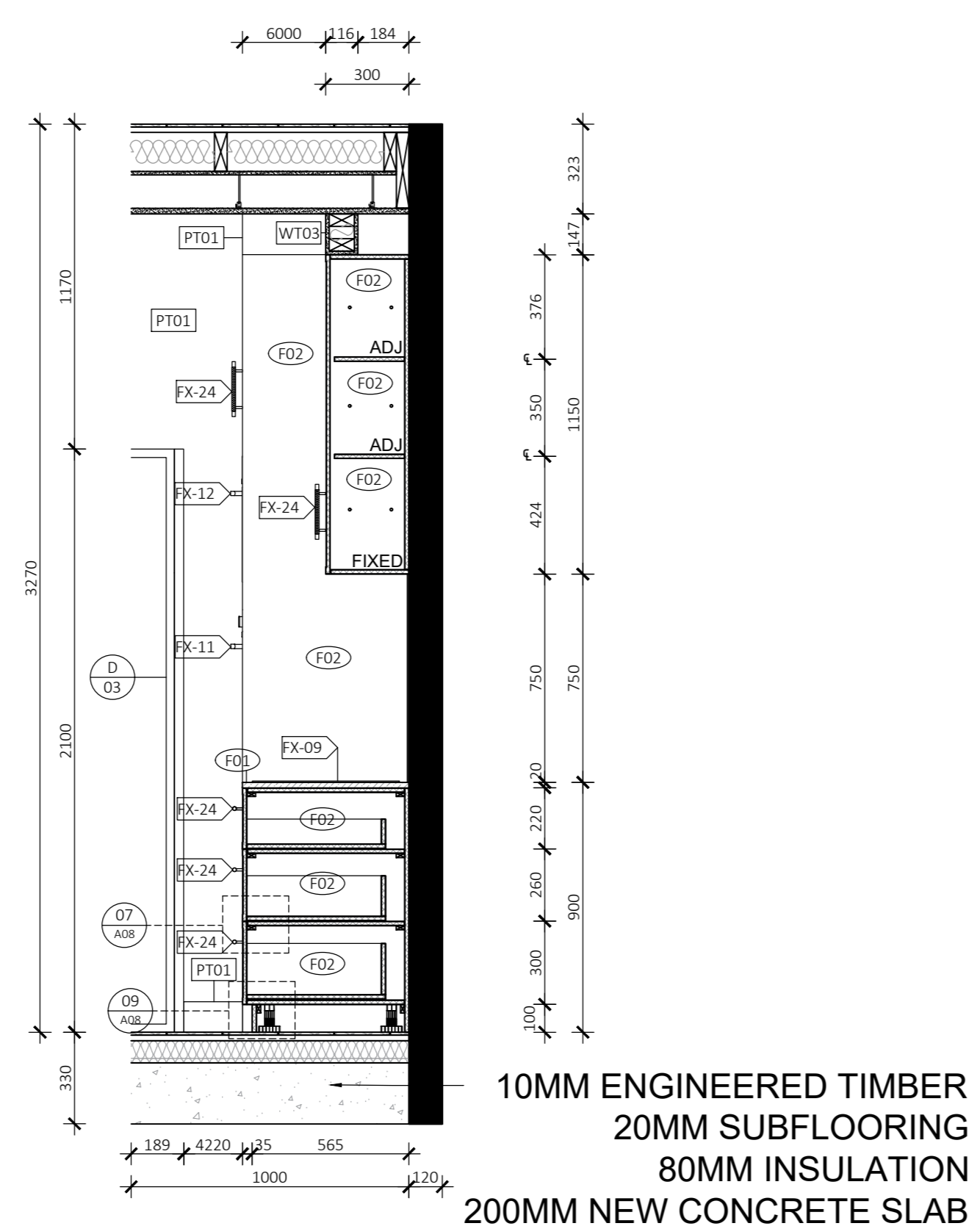
Note:
Do not scale drawing; this drawing shows design intent only. All dimensions to be checked on site prior to construction or production: construction details to be confirmed by contractor / manufacturer, figure dimensions are to be taken in preference to the scale drawing; all discrepancies and commissions on site must be reported to designer for their comments or approval prior to commencing work; all electrical, lighting, HVAC and plumbing issues to be referred to engineer's drawing prior to commencement of works; the designs are subject to approval by statutory authorities and any necessary alterations should be made to comply; this document including electronic format, must not be used, reproduced or copied wholly or in part without a prior permission of designer.



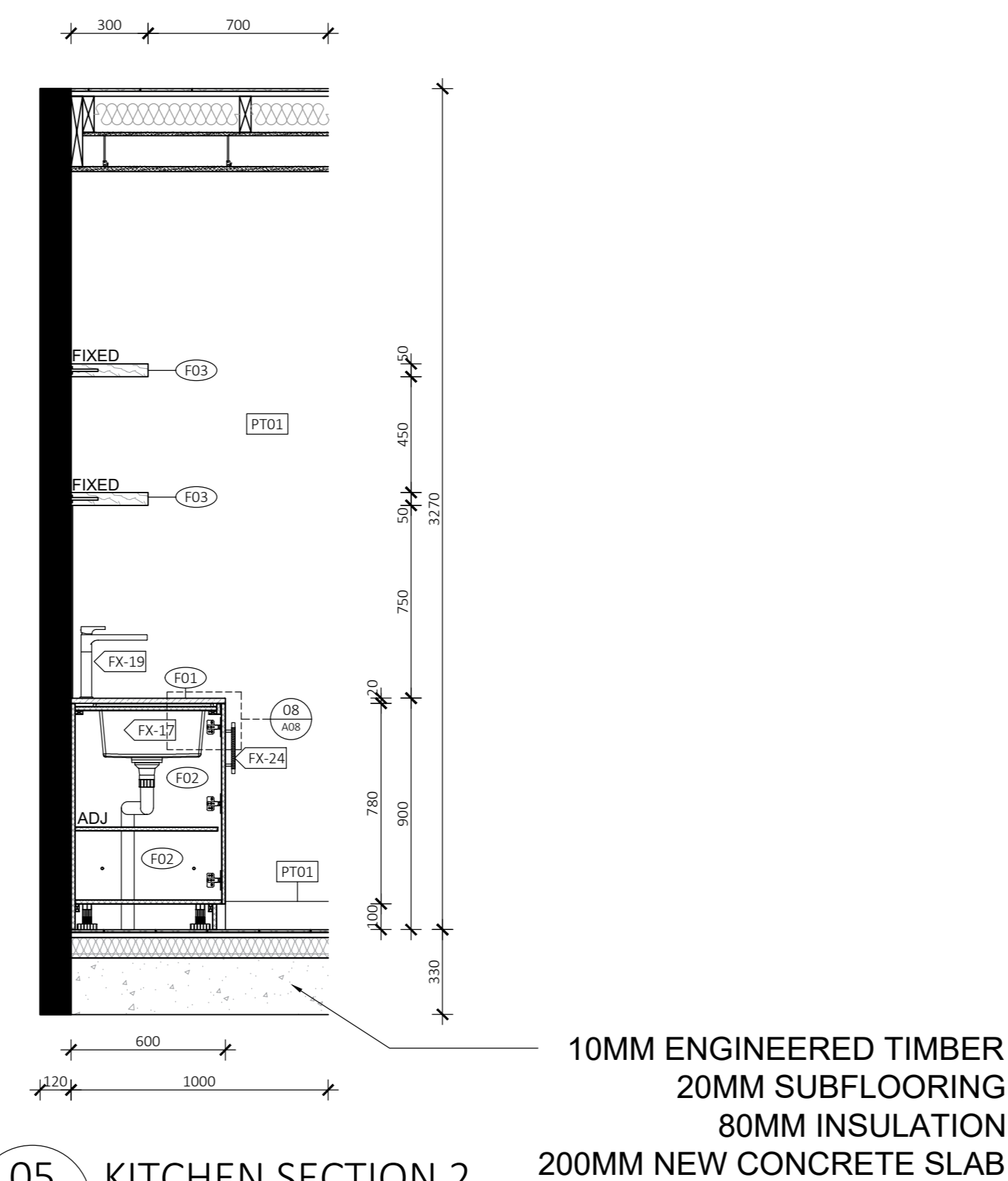
02 KITCHEN ELEVATION 1
A08 1:20 @ A0



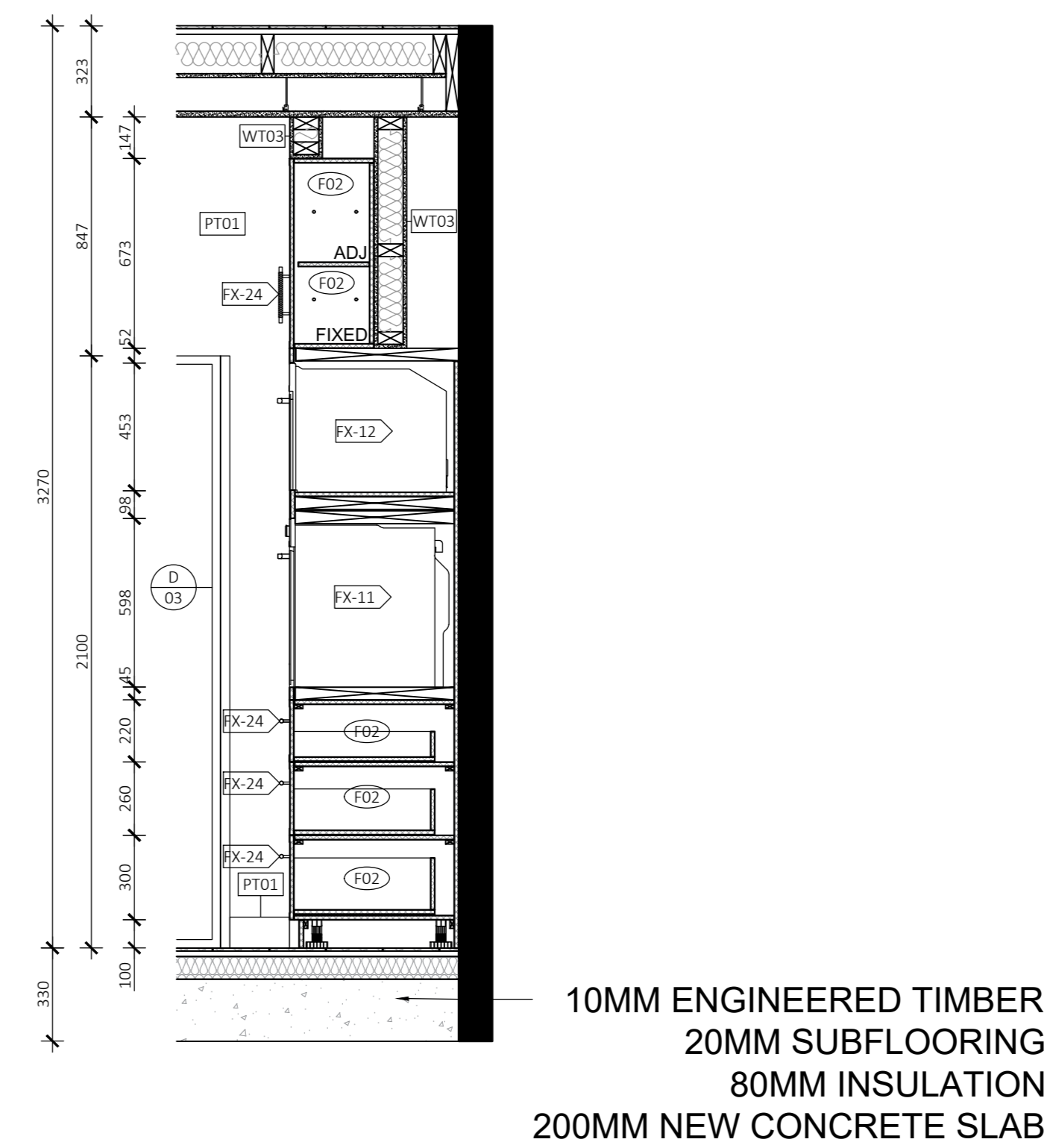
03 KITCHEN ELEVATION 2
A08 1:20 @ A0



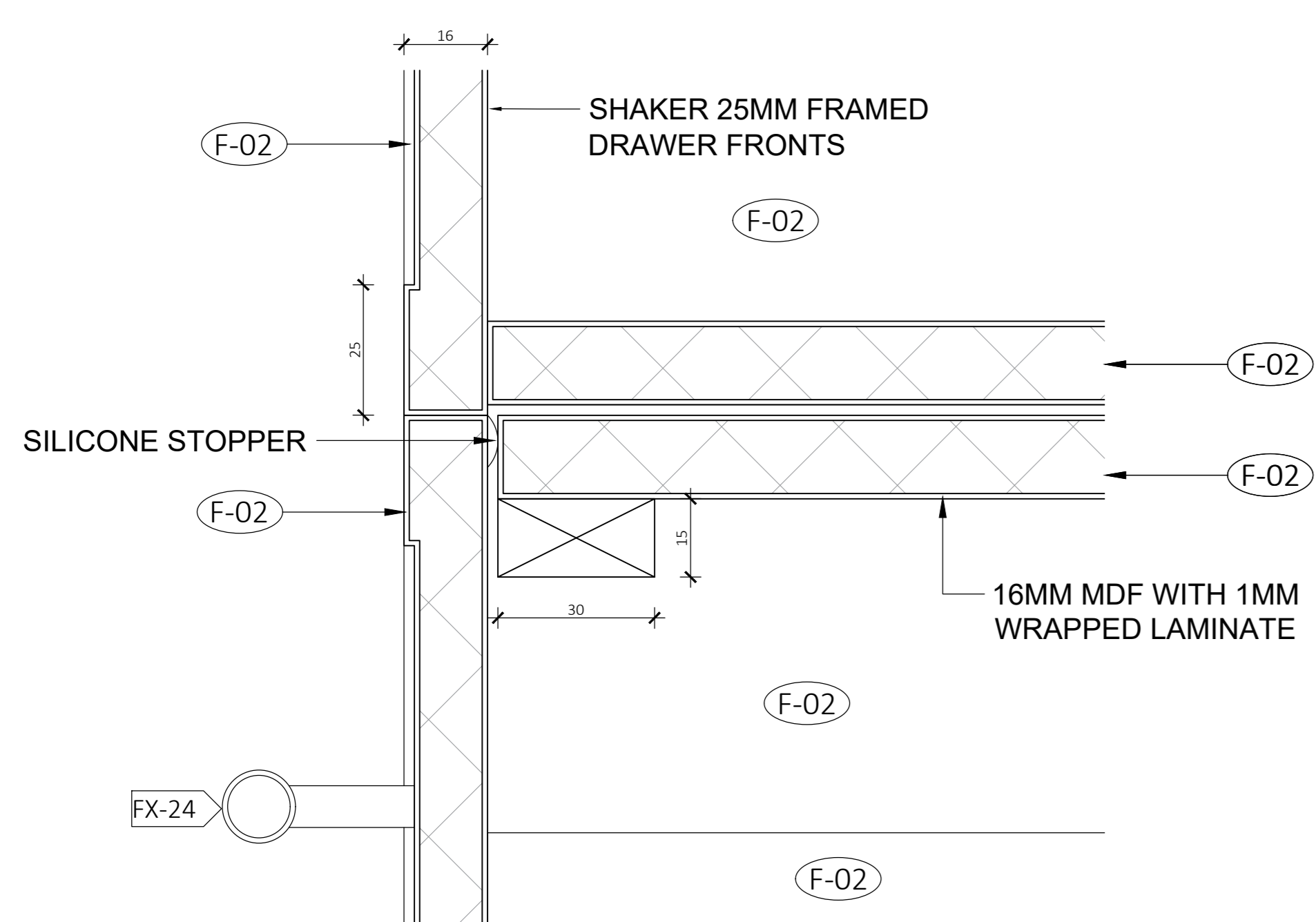
04 KITCHEN SECTION 1
A08 1:20 @ A0



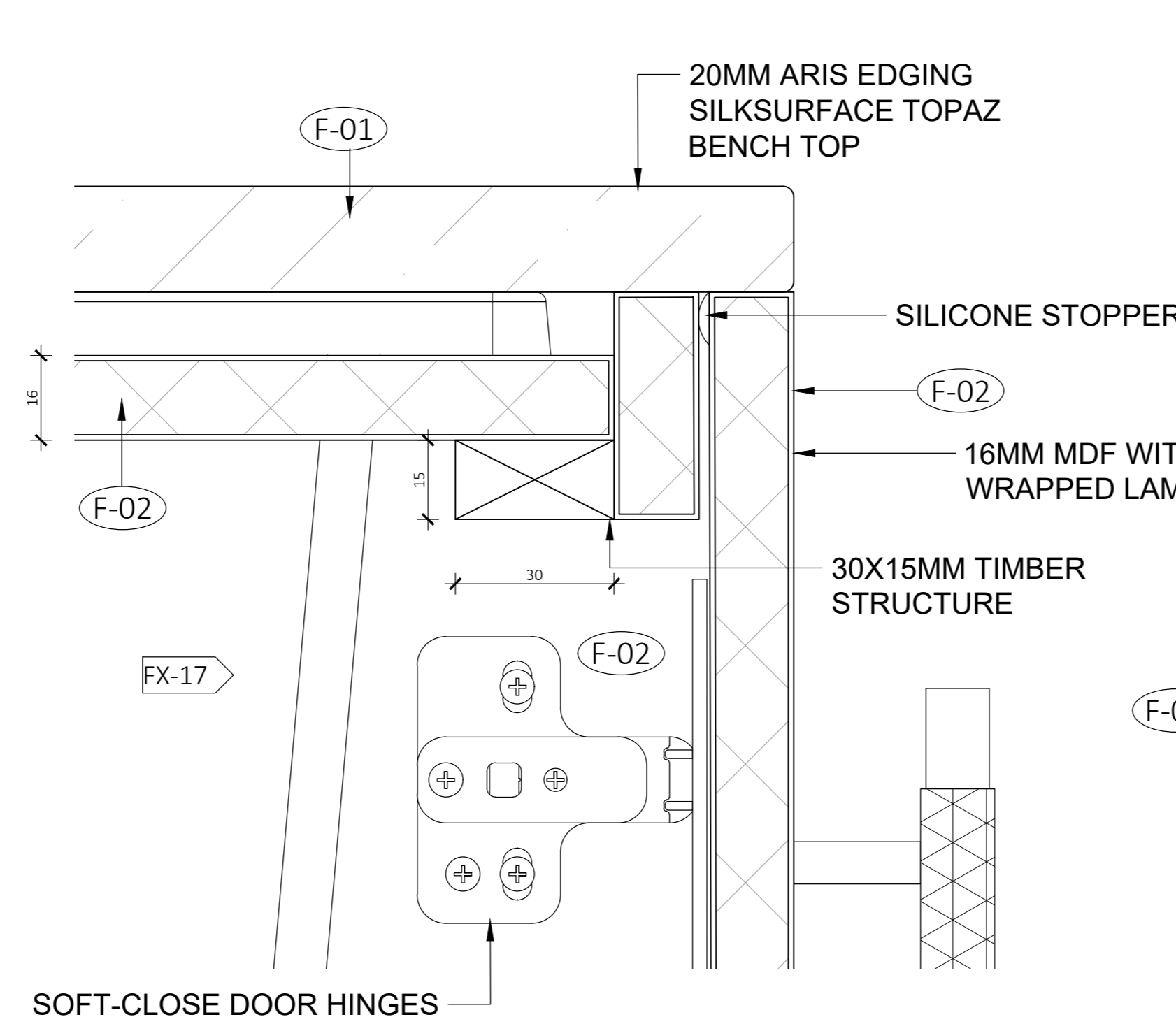
05 KITCHEN SECTION 2
A08 1:20 @ A0



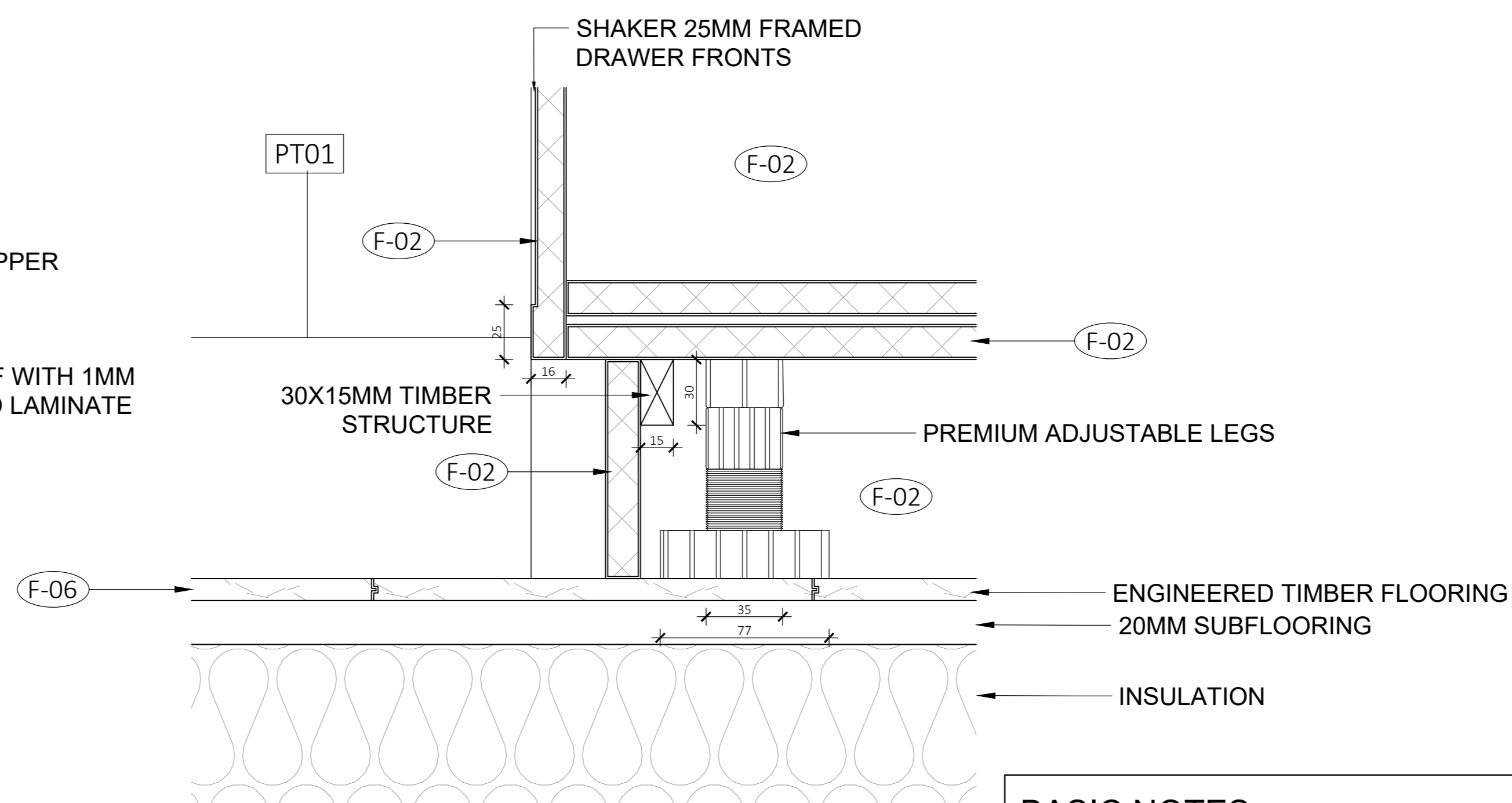
06 KITCHEN SECTION 3
A08 1:20 @ A0



07 KITCHEN JOINERY DETAIL 1
A08 1:1 @ A0

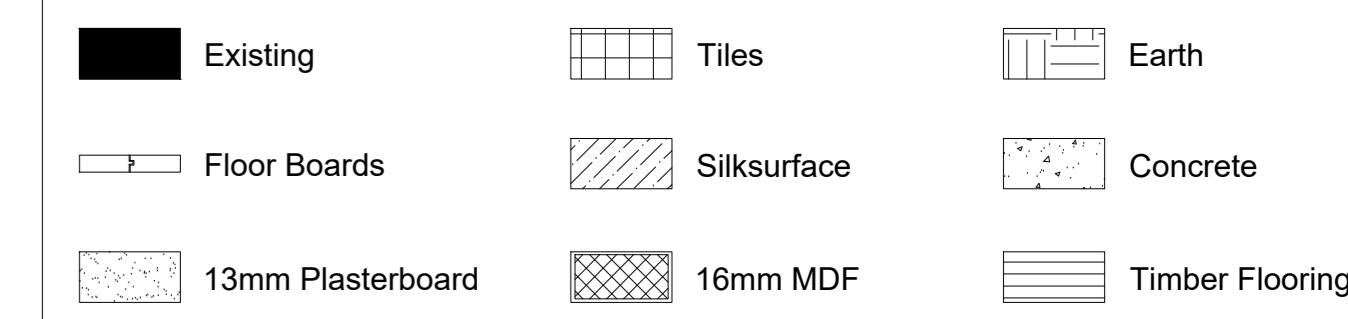


08 KITCHEN JOINERY DETAIL 2
A08 1:1 @ A0



09 KITCHEN JOINERY DETAIL 3
A08 1:2 @ A0

GRAPHIC SYMBOLS



WALL TYPES

- WT01 Wet/Wet Wall - Timber stud wall 45x90mm w/ 9mm FC + 2mm adhesive + 6mm tile on either side
- WT02 Dry/Wet Wall - Timber stud wall 45x90mm w/ 13mm plasterboard sheeting on one side and 9mm FC + 2mm adhesive + 6mm tile on other side
- WT03 Dry/Dry Wall - Timber stud wall 45x90mm w/ 13mm plasterboard sheeting on either side
- PT01 Wall Paint Snow Mountains Quarter - Dulux
- TL01 Wall Tile Lily Zellige Handmade 100x100mm - Di Lorenzo
- TL02 Floor Tile Réves Perle Beige 1200x1200mm - Di Lorenzo

DOOR TYPES

- D1 Sliding Cavity Door 820(W) x 2110(H)
- D2 Flush Door 820(W) x 2110(H)
- D3 Glass Sliding Stacker Door 3380(W) x 2110(H)
- D4 Flush French Doors 1800(W) x 2110(H)
- D5 Sliding Bi-Fold Door 1120(W) x 2110(H)

ELECTRICAL FIXTURES

- LT-01 3 in 1 Light, heat lamp and exhaust fan
- LT-02 Downlight
- LT-03 Bottle White Pendant - Beacon
- LT-04 Round White Pendant - Beacon
- LT-05 LED Strip Lighting Under Handrail
- LT-05 Large Domed Ribbed Pendant - Beacon
- Exhaust fan
- Smoke Alarm
- Double Light Switch
- Triple Light Switch

SYMBOLS

- FN-01 Lola Armchair Linen Bowie/Silver Oak
- FN-02 Lola 2.5 Seater Sofa Linen Bowie/Silver Oak
- FN-03 Otis 6 Seater Dining Table/Silver Oak
- FN-04 Gus Dining Chair Leather Bone/Silver Oak
- FN-05 Brooklyn Stool Leather Bone/Silver Oak
- FN-06 Andorra Wool Terrazzo Area Rug
- FN-07 Willow Queen Bed Silver Oak
- FN-08 Noah Bedside Table Silver Oak
- FN-09 Andes Wool Rye Area Rug
- FN-10 Franklin 2.5 Seater Sofa Flax Seed Clover Wool/Raw Wood
- FN-11 Aspen Wool Elk Area Rug
- FN-12 Wilfred Armchair Banksia Matilda Linen/Silver Oak
- FN-13 Willow King Bed Silver Oak
- FN-14 Leeroy Armchair Fog Greysen Leather
- FN-15 Otis Side Table Silver Oak
- FN-16 Mina Desk Chair Fog Greysen Leather
- FN-17 Match Carpet Rug Custom Made
- FX-01 Kaya Toilet Roll Holder
- FX-02 Kaya Single 600 Towel Rail
- FX-03 Kaya Hand Towel Holder
- FX-04 Kaya Twin Shower
- FX-05 Sansa Wall/Shower Mixer
- FX-06 Sansa Vessel Basin Mixer
- FX-07 Kaya Back-To-Wall Toilet Suite
- FX-08 Sasso 1650 Freestanding Bath
- FX-09 Fisher & Paykel Induction Cooktop
- FX-10 Fisher & Paykel Fridge
- FX-11 Fisher & Paykel Integrated Oven
- FX-12 Fisher & Paykel Integrated Combination Microwave Oven
- FX-13 Fisher & Paykel Washing Machine
- FX-14 Fisher & Paykel Dryer
- FX-15 Art Plumbing Australia Bottle Trap
- FX-16 Fisher & Paykel Dishwasher
- FX-17 5000 Series Double Sink
- FX-18 Hoop Concrete Basin
- FX-19 Gloss MKII Swivel Sink Mixer
- FX-20 Hana 32L Single Sink
- FX-21 Pencil Edge 900x900 Mirror
- FX-22 Sansa Wall Bath Set
- FX-23 Arch 1200mm Mirror
- FX-24 198mm Knurled Handle
- JN-01 Timberline Ainsworth 900 Vanity
- F-01 Topaz Silksurface
- F-02 Polytec Pallido Smooth
- F-03 Polytec Boston Oak Woodmatt
- F-04 Polytec Natural White
- F-05 Dulux White Ceiling Paint
- F-06 Engineered Timber Natural Oak
- F-07 Surround By Laminex Classic VJ 100 Panelling 2700X1200mm Sheeting

Revision: A Date: 12.05.24 Drawn By: IT

Issue by: Billy Blue College of Design Fortitude Valley Campus, 90 Bowen Terrace, Fortitude Valley, QLD 4000

Project:	Drawing No:	Issue
Paddington House 166 Paddington St Paddington	01	A
	02	A
	03	A
	04	A
	05	A
	06	A
	07	A
	08	A
	09	A

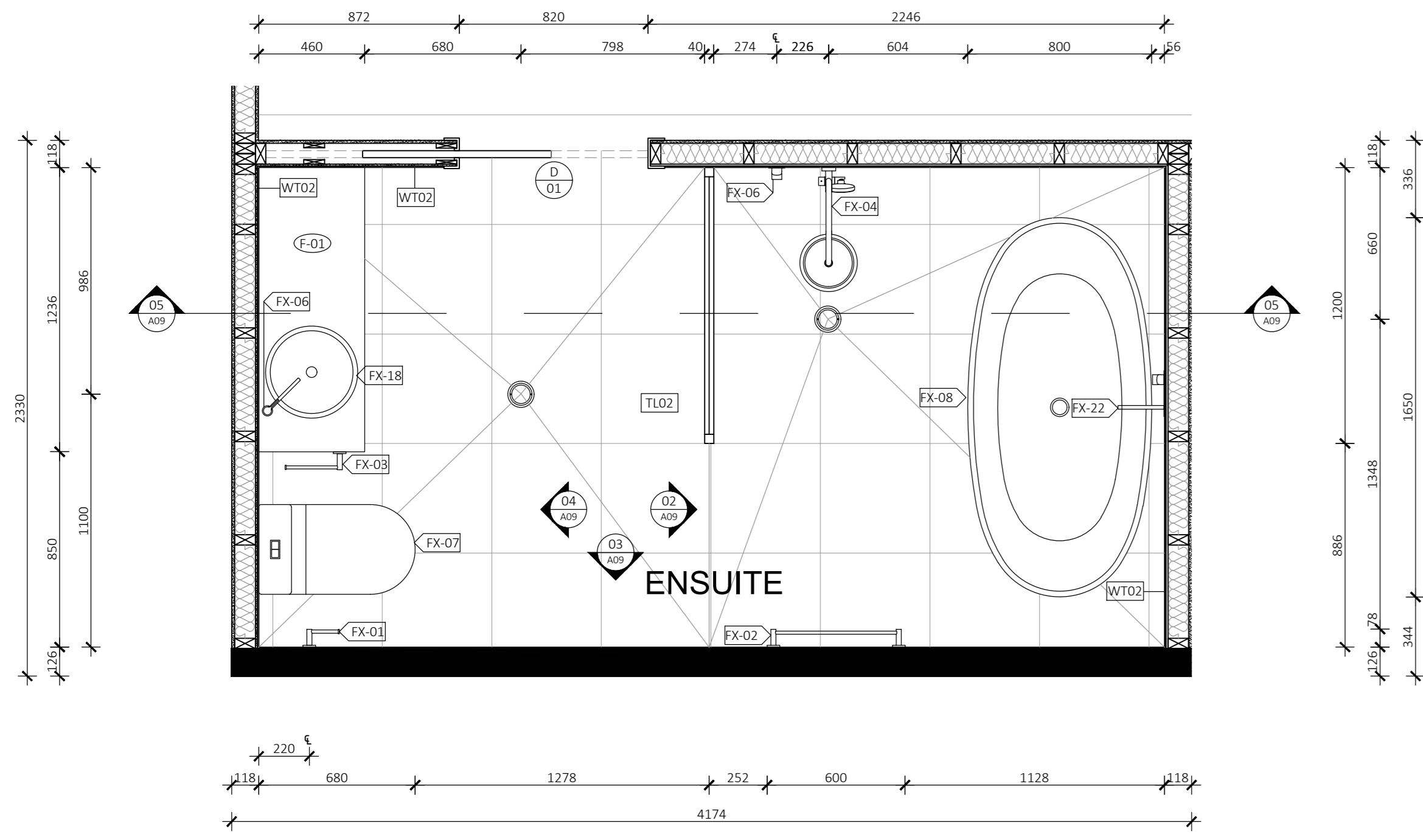
Drawing Title: Kitchen Plan, Elevations, Sections & Details
Drawing Scale: 1:1 & 1:2 & 1:20

- BASIC NOTES**
- Comply in all respects to basic certificates A117344 requirements including but not limited to:
 - A) A minimum of 40% of new lights to be fluorescent,
 - B) All new bathroom fixtures to have a minimum of 3 star water rating.
 - C) All new construction to comply with minimum additional insulation as outlined in basic certification A117344.
 - D) All new doors, windows and glazing to comply with minimum standards as outlined in basic certificate A117344.

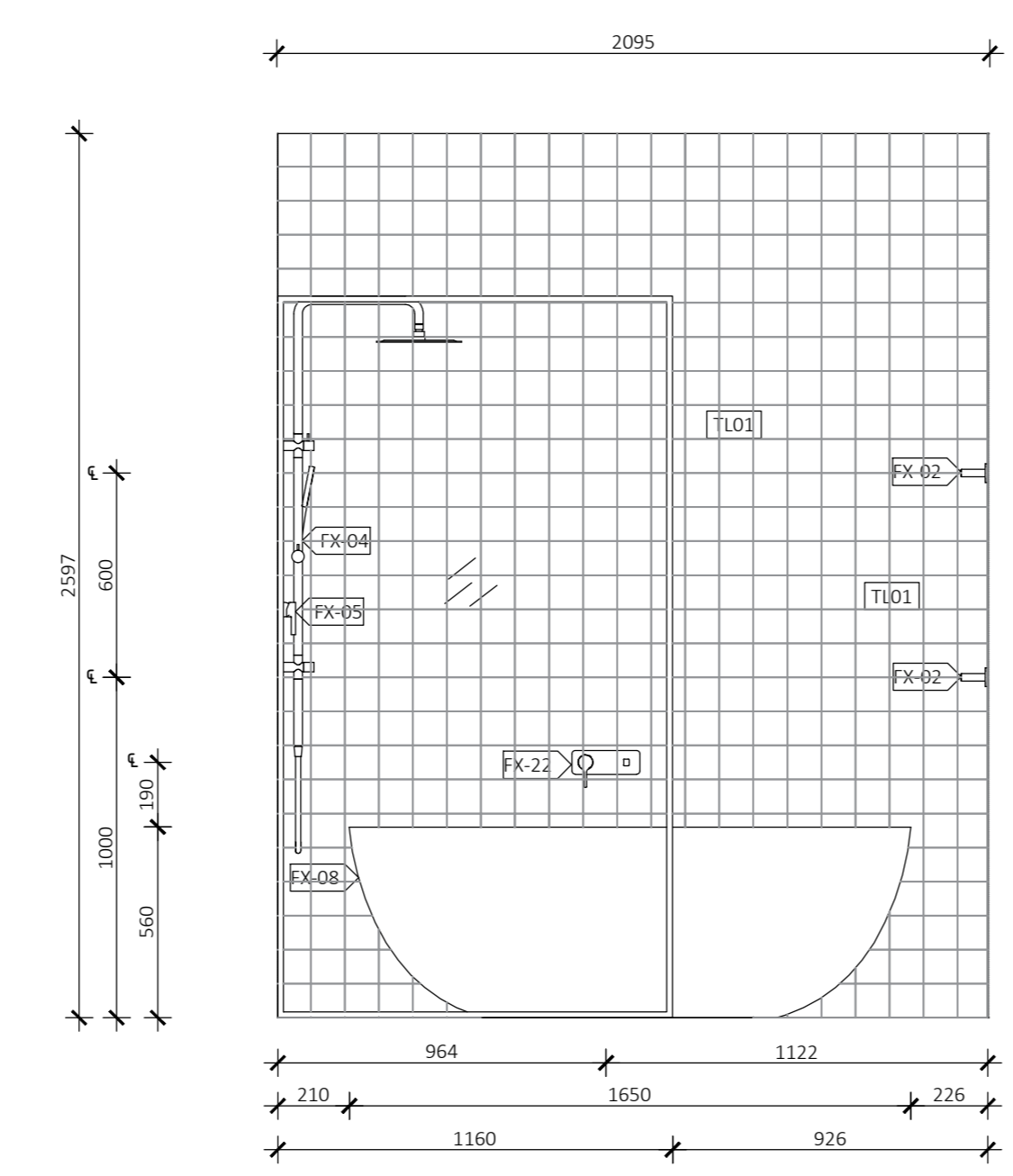
- GENERAL NOTES**
- Refer code index and schedules for codes description & specifications.
 - All works to comply with BCA & Australian Standards & in accordance with best practice.
 - All internal floor finishes align, typical.
 - Comply in all respects to development application conditions of consent by Woolahra Council.
 - Comply in all respects to structural engineer's documentation and instructions.
 - Comply in all respects to basic requirements.

TENDER ISSUE

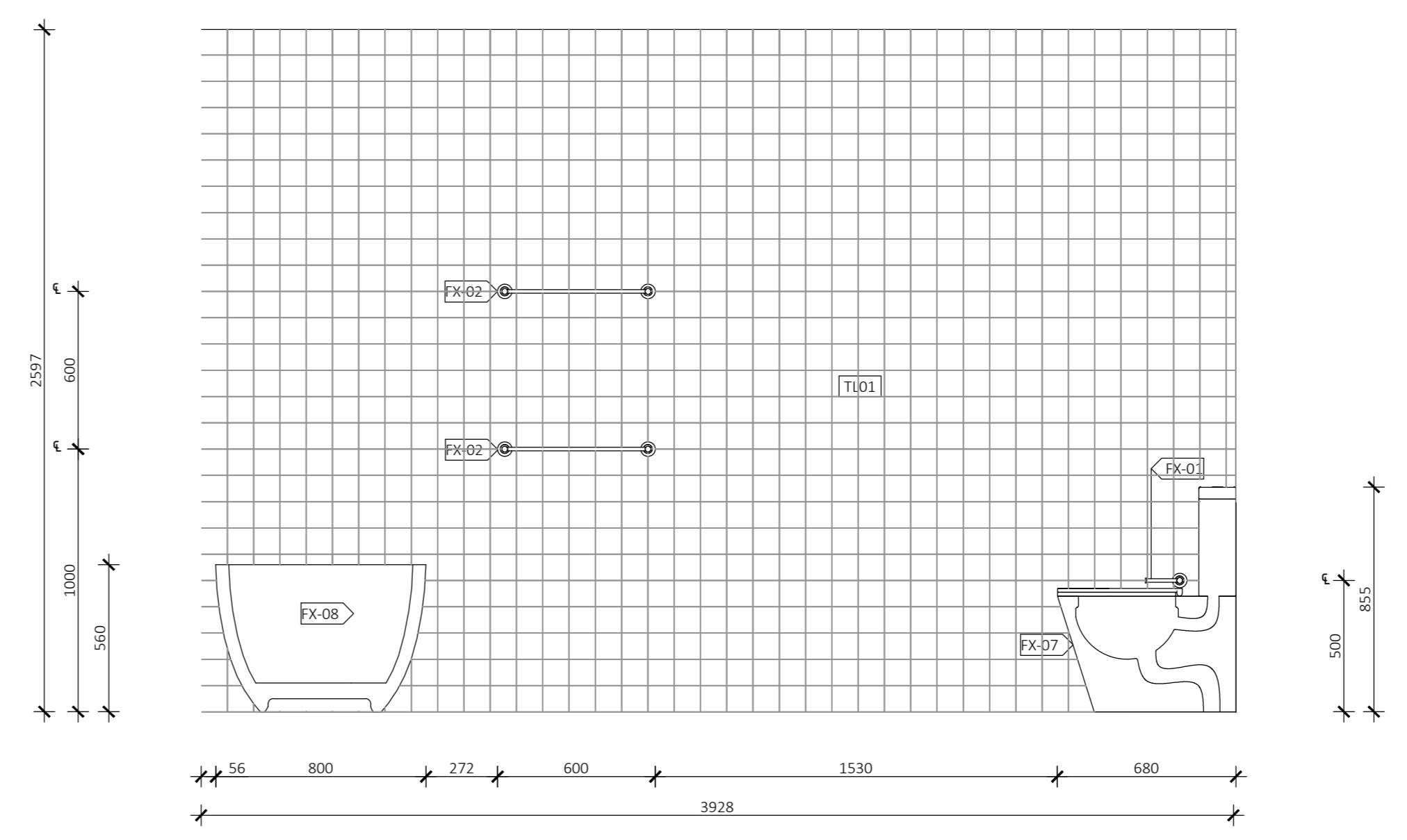
Note: Do not scale drawing; this drawing shows design intent only. All dimensions to be checked on site prior to construction or production; construction details to be confirmed by contractor / manufacturer, figure dimensions are to be taken in preference to the scale drawing; all discrepancies and commissions on site must be reported to designer for their comments or approval prior to commencing work; all electrical, lighting, HVAC and plumbing issues to be referred to engineer's drawing prior to commencement of works; the designs are subject to approval by statutory authorities and any necessary alterations should be made to comply; this document including electronic format, must not be used, reproduced or copied wholly or in part without a prior permission of designer.



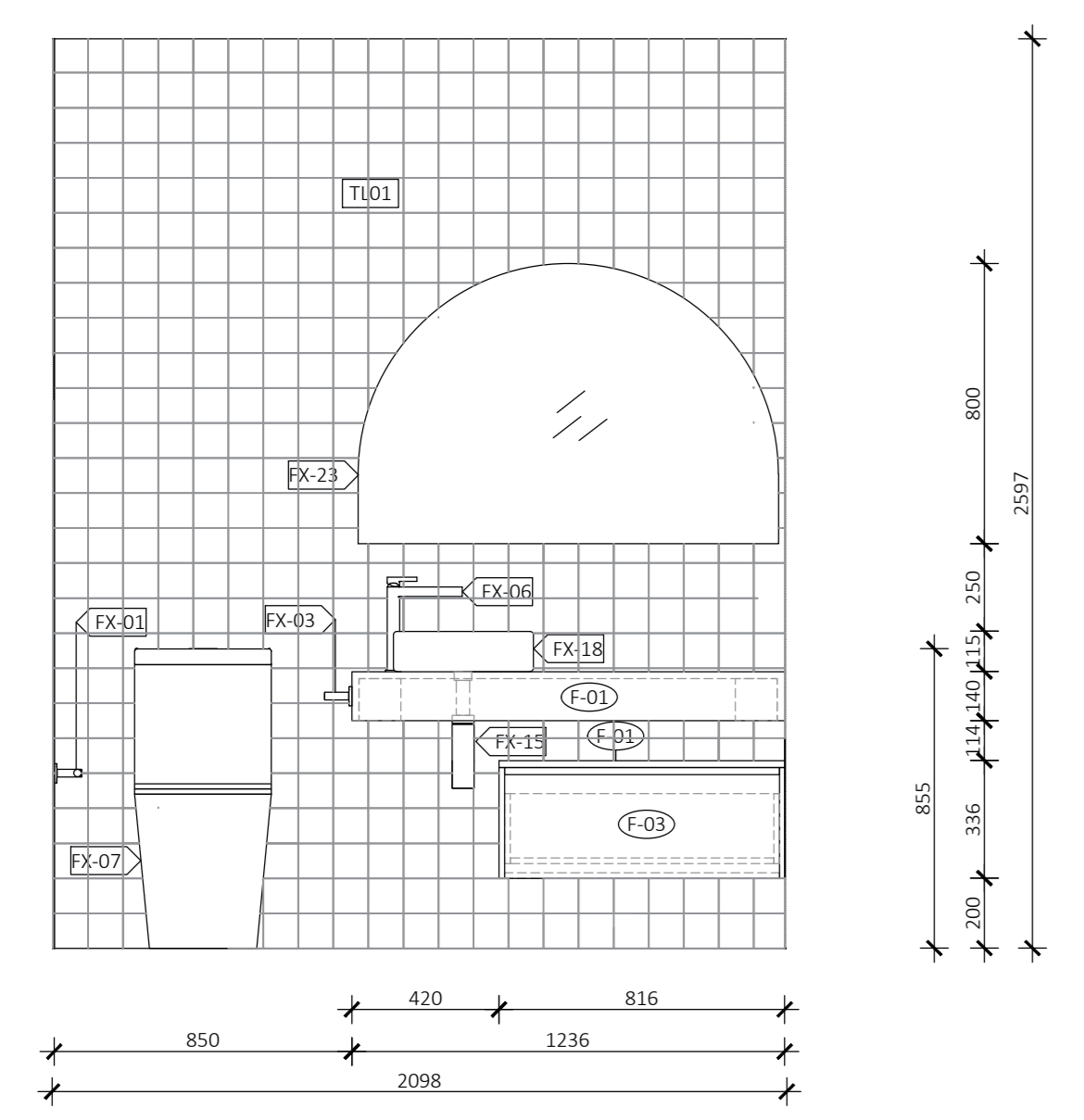
01 ENSUITE FLOOR PLAN
A09 1:20 @ A0



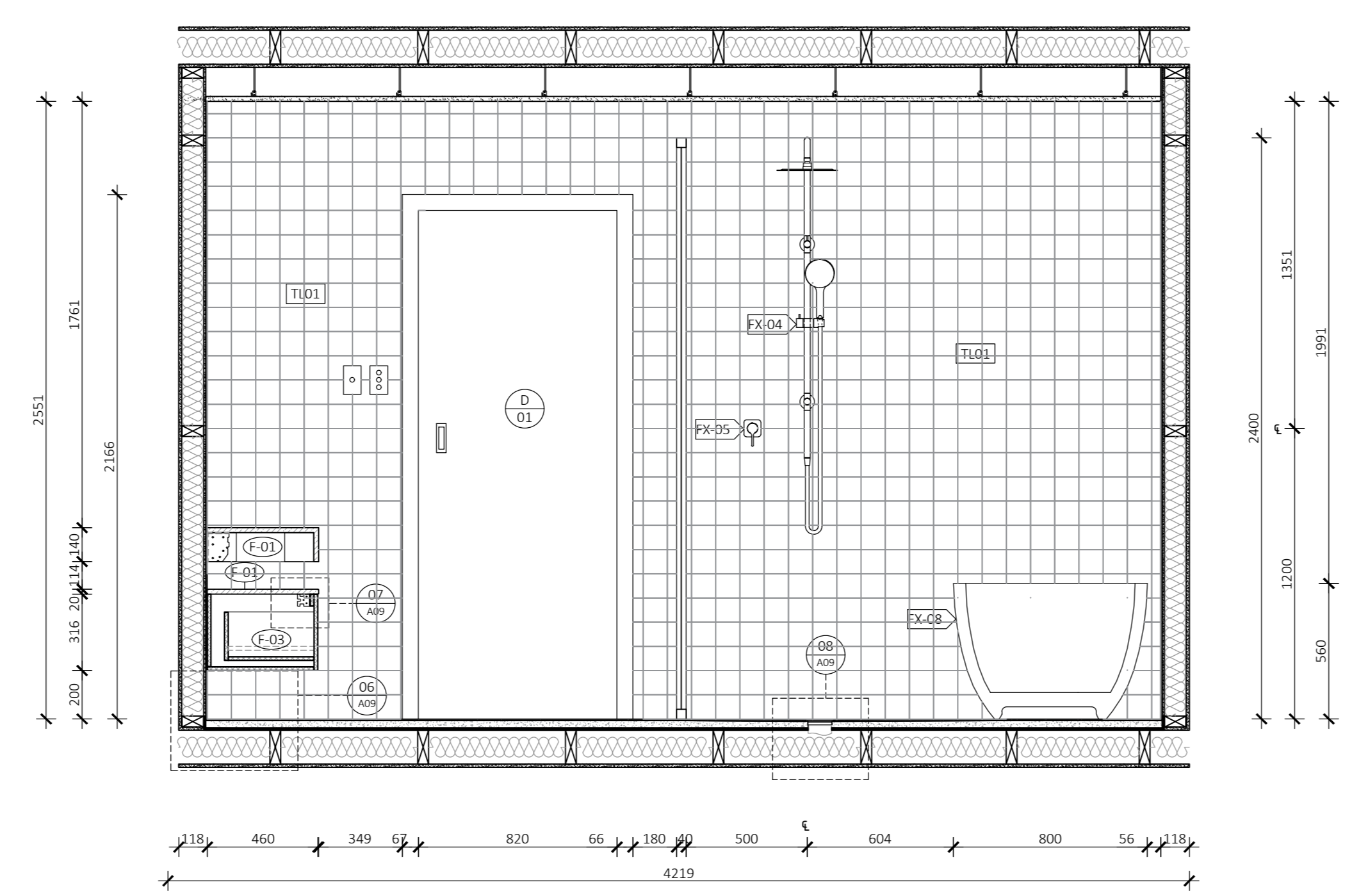
02 ENSUITE ELEVATION 1
A09 1:20 @ A0



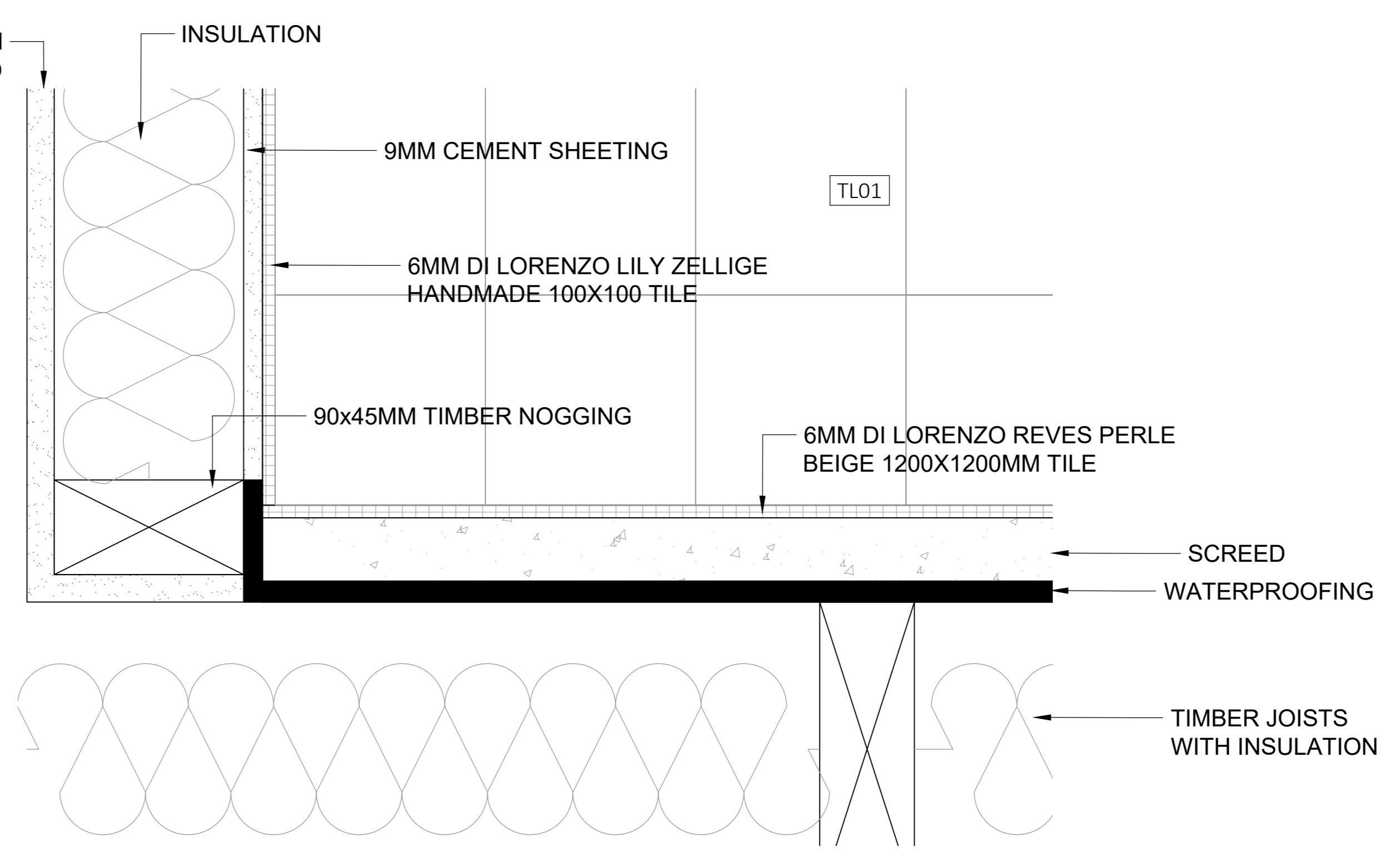
03 ENSUITE ELEVATION 2
A09 1:20 @ A0



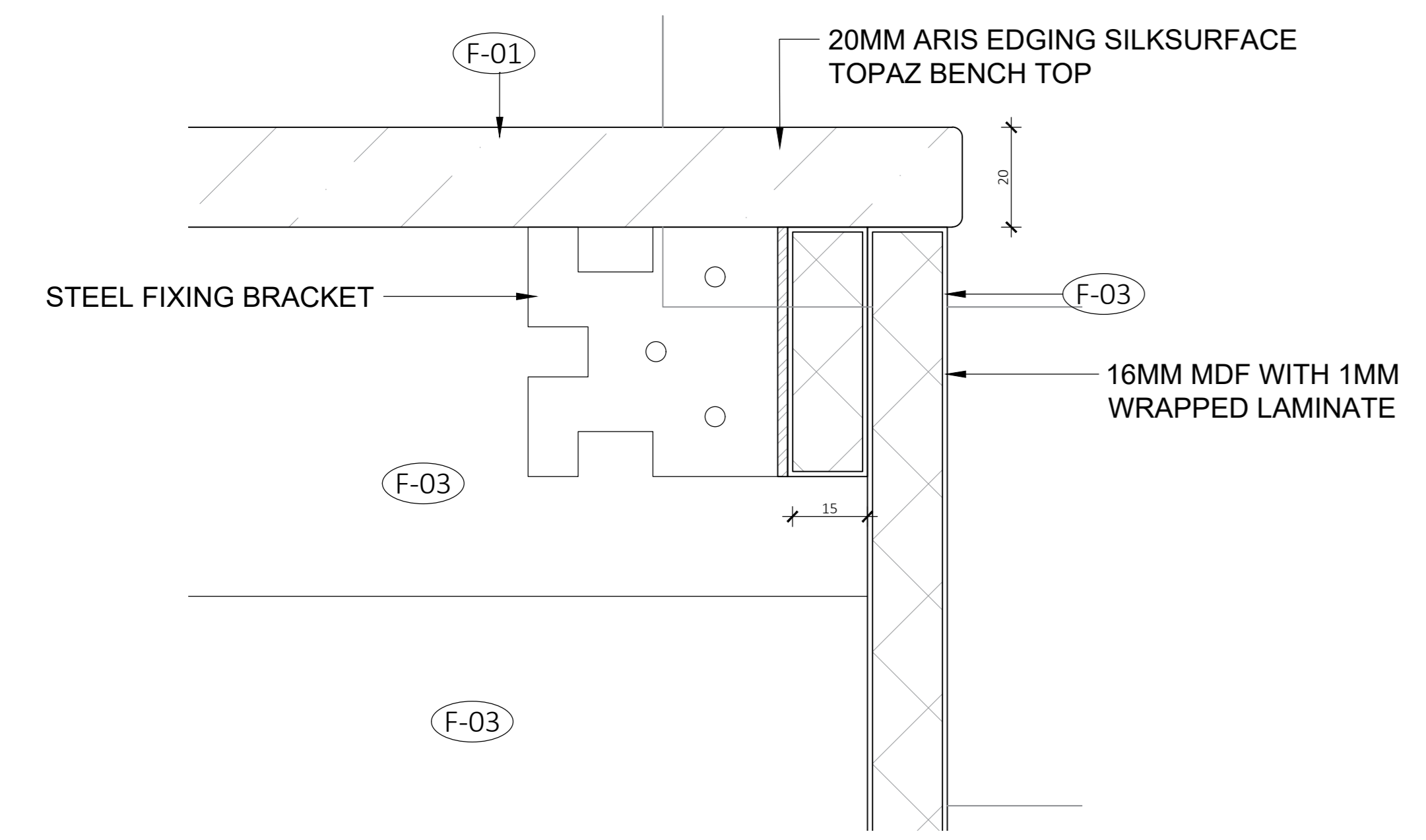
04 ENSUITE ELEVATION 3
A09 1:20 @ A0



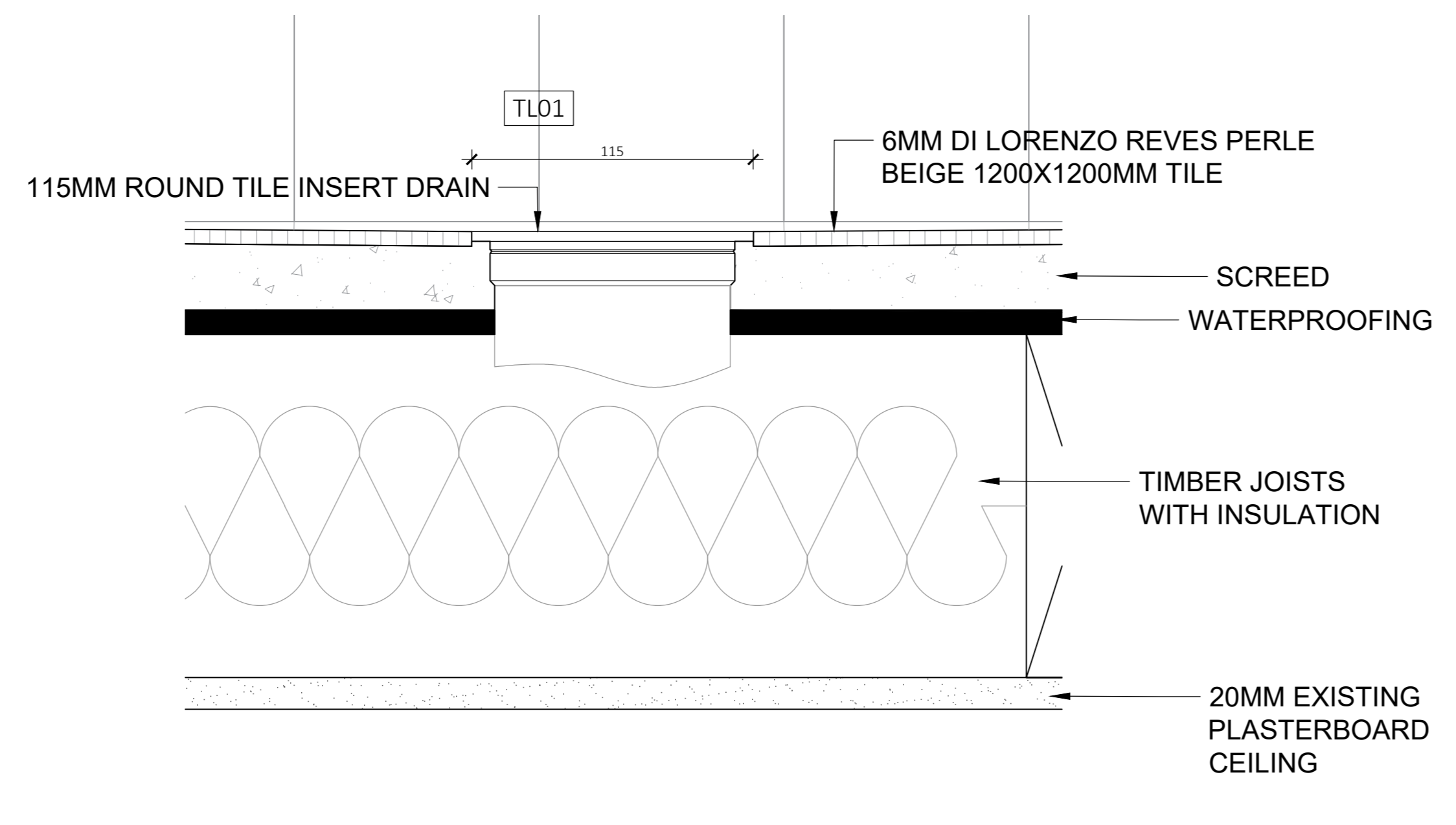
05 ENSUITE SECTION
A09 1:20 @ A0



06 ENSUITE DETAIL 1
A09 1:2 @ A0



07 ENSUITE DETAIL 2
A09 1:1 @ A0



08 ENSUITE DETAIL 3
A09 1:2 @ A0

GRAPHIC SYMBOLS

Existing	Tiles	Earth
Floor Boards	Silksurface	Concrete
13mm Plasterboard	16mm MDF	Timber Flooring

WALL TYPES

WT01	Wet/Wet Wall - Timber stud wall 45x90mm w/ 9mm FC + 2mm adhesive + 6mm tile on either side
WT02	Dry/Wet Wall - Timber stud wall 45x90mm w/ 13mm plasterboard sheeting on one side and 9mm FC + 2mm adhesive + 6mm tile on other side
WT03	Dry/Dry Wall - Timber stud wall 45x90mm w/ 13mm plasterboard sheeting on either side
PT01	Wall Paint Snow Mountains Quarter - Dulux
TL01	Wall Tile Lily Zellige Handmade 100x100mm - Di Lorenzo
TL02	Floor Tile Réves Perle Beige 1200x1200mm - Di Lorenzo

DOOR TYPES

D01	Sliding Cavity Door 820(W) x 2110(H)	D05	Sliding Bi-Fold Door 1120(W) x 2110(H)
D02	Flush Door 820(W) x 2110(H)		
D03	Glass Sliding Stacker Door 3380(W) x 2110(H)		
D04	Flush French Doors 1800(W) x 2110(H)		

ELECTRICAL FIXTURES

LT-01	3 in 1 Light, heat lamp and exhaust fan	LT-05	Large Domed Ribbed Pendant - Beacon
LT-02	Downlight	LT-05	LED Strip Lighting Under Handrail
LT-03	Bottle White Pendant - Beacon		Exhaust fan
LT-04	Round White Pendant - Beacon		Smoke Alarm
	Two-way Light Switch		Double Light Switch
	Single Light Switch		Triple Light Switch

SYMBOLS

FN-01	Lola Armchair Linen Bowie/Silver Oak	FN-17	5000 Series Dishwasher
FN-02	Lola 2.5 Seater Sofa Linen Bowie/Silver Oak	FN-18	5000 Series Double Sink
FN-03	Otis 6 Seater Dining Table/Silver Oak	FN-19	Hoop Concrete Basin
FN-04	Gus Dining Chair Leather Bone/Silver Oak	FN-20	Gloss MKII Swivel Sink Mixer
FN-05	Brooklyn Stool Leather Bone/Silver Oak	FN-21	Hana 32L Single Sink
FN-06	Andorra Wool Terrazzo Area Rug	FN-22	Pencil Edge 900x900 Mirror
FN-07	Willow Queen Bed Silver Oak	FN-23	Sansa Wall Bath Set
FN-08	Noah Bedside Table Silver Oak	FN-24	Arch 1200mm Mirror
FN-09	Andes Wool Rye Area Rug	FX-01	198mm Knurled Handle
FN-10	Franklin 2.5 Seater Sofa Flax Seed Clover Wool/Raw Wood	FX-02	Kaya Toilet Roll Holder
FN-11	Aspen Wool Elk Area Rug	FX-03	Kaya Single 600 Towel Rail
FN-12	Wilfred Armchair Banksia Matilda Linen/Silver Oak	FX-04	Kaya Hand Towel Holder
FN-13	Willow King Bed Silver Oak	FX-05	Kaya Twin Shower
FN-14	Leeroy Armchair Fog Greysen Leather	FX-06	Sansa Wall/Shower Mixer
FN-15	Otis Side Table Silver Oak	FX-07	Sansa Vessel Basin Mixer
FN-16	Mina Desk Chair Fog Greysen Leather	FX-08	Kaya Back-To-Wall Toilet Suite
FN-17	Match Carpet Rug Custom Made	FX-09	Sasso 1650 Freestanding Bath
FX-01	Kaya Toilet Roll Holder	FX-10	Fisher & Paykel Induction Cooktop
FX-02	Kaya Single 600 Towel Rail	FX-11	Fisher & Paykel Fridge
FX-03	Kaya Hand Towel Holder	FX-12	Fisher & Paykel Integrated Oven
FX-04	Kaya Twin Shower	FX-13	Fisher & Paykel Integrated Combination Microwave Oven
FX-05	Sansa Wall/Shower Mixer	FX-14	Fisher & Paykel Washing Machine
FX-06	Sansa Vessel Basin Mixer	FX-15	Fisher & Paykel Dryer
FX-07	Kaya Back-To-Wall Toilet Suite	FX-16	Art Plumbing Australia Bottle Trap
FX-08	Sasso 1650 Freestanding Bath	FX-17	Fisher & Paykel Dishwasher
FX-09	Fisher & Paykel Induction Cooktop	FX-18	5000 Series Double Sink
FX-10	Fisher & Paykel Fridge	FX-19	Hoop Concrete Basin
FX-11	Fisher & Paykel Integrated Oven	FX-20	Gloss MKII Swivel Sink Mixer
FX-12	Fisher & Paykel Integrated Combination Microwave Oven	FX-21	Hana 32L Single Sink
FX-13	Fisher & Paykel Washing Machine	FX-22	Pencil Edge 900x900 Mirror
FX-14	Fisher & Paykel Dryer	FX-23	Sansa Wall Bath Set
FX-15	Art Plumbing Australia Bottle Trap	FX-24	Arch 1200mm Mirror
FX-16	Fisher & Paykel Dishwasher	FX-25	198mm Knurled Handle
FX-17	5000 Series Dishwasher	JN-01	Timberline Ainsworth 900 Vanity
FX-18	5000 Series Double Sink		
FX-19	Hoop Concrete Basin		
FX-20	Gloss MKII Swivel Sink Mixer		
FX-21	Hana 32L Single Sink		
FX-22	Pencil Edge 900x900 Mirror		
FX-23	Sansa Wall Bath Set		
FX-24	Arch 1200mm Mirror		
FX-25	198mm Knurled Handle		

Revision:	Date:	Drawn By:
A	12.05.24	IT

Issue by:
Billy Blue College of Design
Fortitude Valley Campus, 90 Bowen Terrace,
Fortitude Valley, QLD 4000

Project:	Drawing No.:	Issue:
Paddington House 166 Paddington St Paddington	01 02 03 04 05 06 07 08	A A A A A A A A
Drawing Title:		
Ensuite Plan, Elevations, Sections & Details		
Drawing Scale:		
1:1 & 1:2 & 1:20		

BASIC NOTES

- Comply in all respects to basic certificates A117344 requirements including but not limited to:
 - A minimum of 40% of new lights to be fluorescent.
 - All new bathroom fixtures to have a minimum of 3 star water rating.
 - All new construction to comply with minimum additional insulation as outlined in basic certification A117344.
 - All new doors, windows and glazing to comply with minimum standards as outlined in basic certificate A117344.

GENERAL NOTES

- Refer code index and schedules for codes description & specifications.
- All works to comply with BCA & Australian Standards & in accordance with best practice.
- All internal floor finishes align, typical.
- Comply in all respects to development application conditions of consent by Woolahra Council.
- Comply in all respects to structural engineer's documentation and instructions.
- Comply in all respects to basic requirements.

TENDER ISSUE

Note:
Do not scale drawing; this drawing shows design intent only. All dimensions to be checked on site prior to construction or production: construction details to be confirmed by contractor / manufacturer, figure dimensions are to be taken in preference to the scale drawing; all discrepancies and commissions on site must be reported to designer for their comments or approval prior to commencing work; all electrical, lighting, HVAC and plumbing issues to be referred to engineer's drawing prior to commencement of works; the designs are subject to approval by statutory authorities and any necessary alterations should be made to comply; this document including electronic format, must not be used, reproduced or copied wholly or in part without a prior permission of designer.

GRAPHIC SYMBOLS

WALL TYPES

WT01	Wet/Wet Wall - Timber stud wall 45x90mm w/ 9mm FC + 2mm adhesive + 6mm tile on either side
WT02	Dry/Wet Wall - Timber stud wall 45x90mm w/ 13mm plasterboard sheeting on one side and 9mm FC + 2mm adhesive + 6mm tile on other side
WT03	Dry/Dry Wall - Timber stud wall 45x90mm w/ 13mm plasterboard sheeting on either side
PT01	Wall Paint Snow Mountains Quarter - Dulux
TL01	Wall Tile Lily Zellige Handmade 100x100mm - Di Lorenzo
TL02	Floor Tile Réves Perle Beige 1200x1200mm - Di Lorenzo

DOOR TYPES

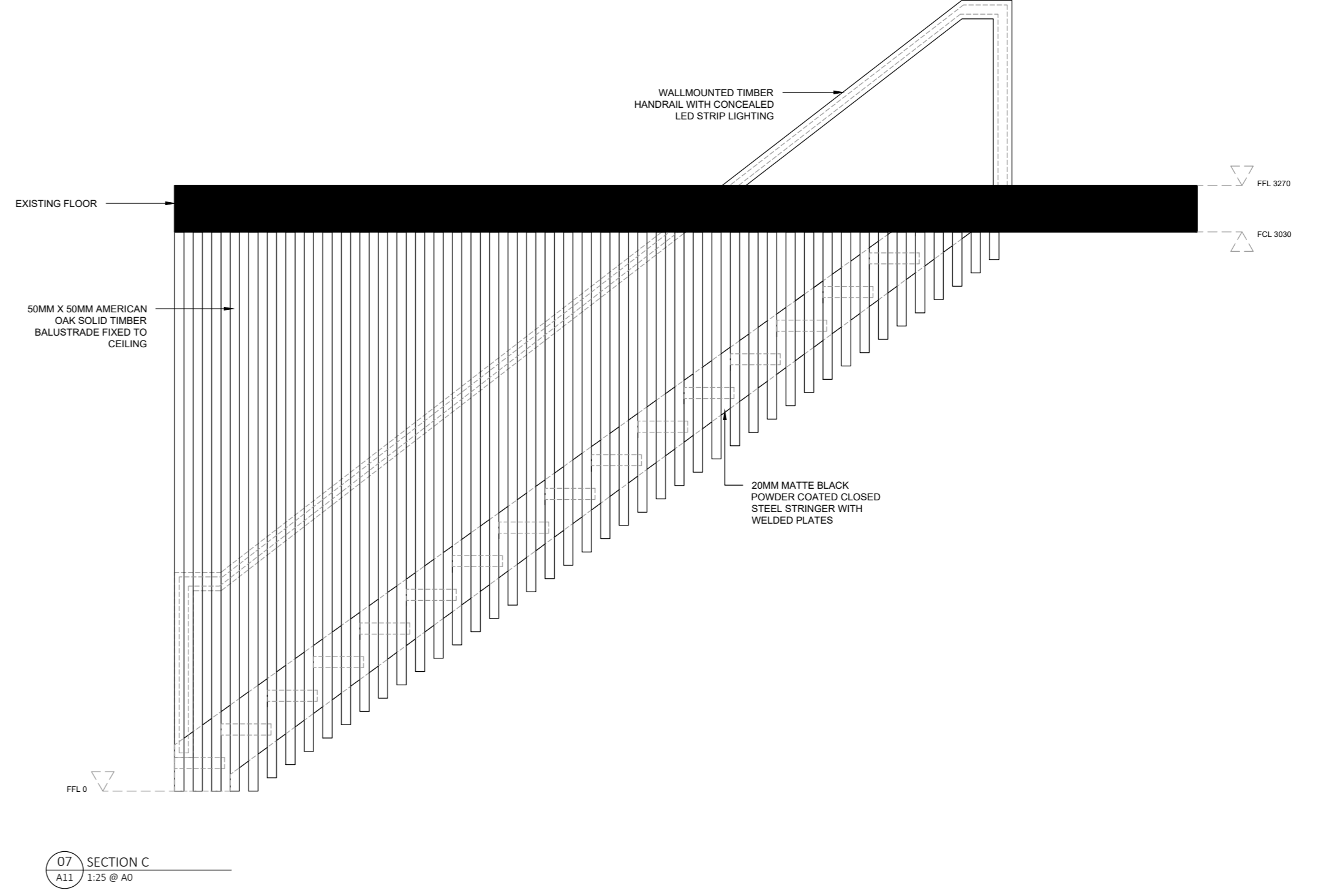
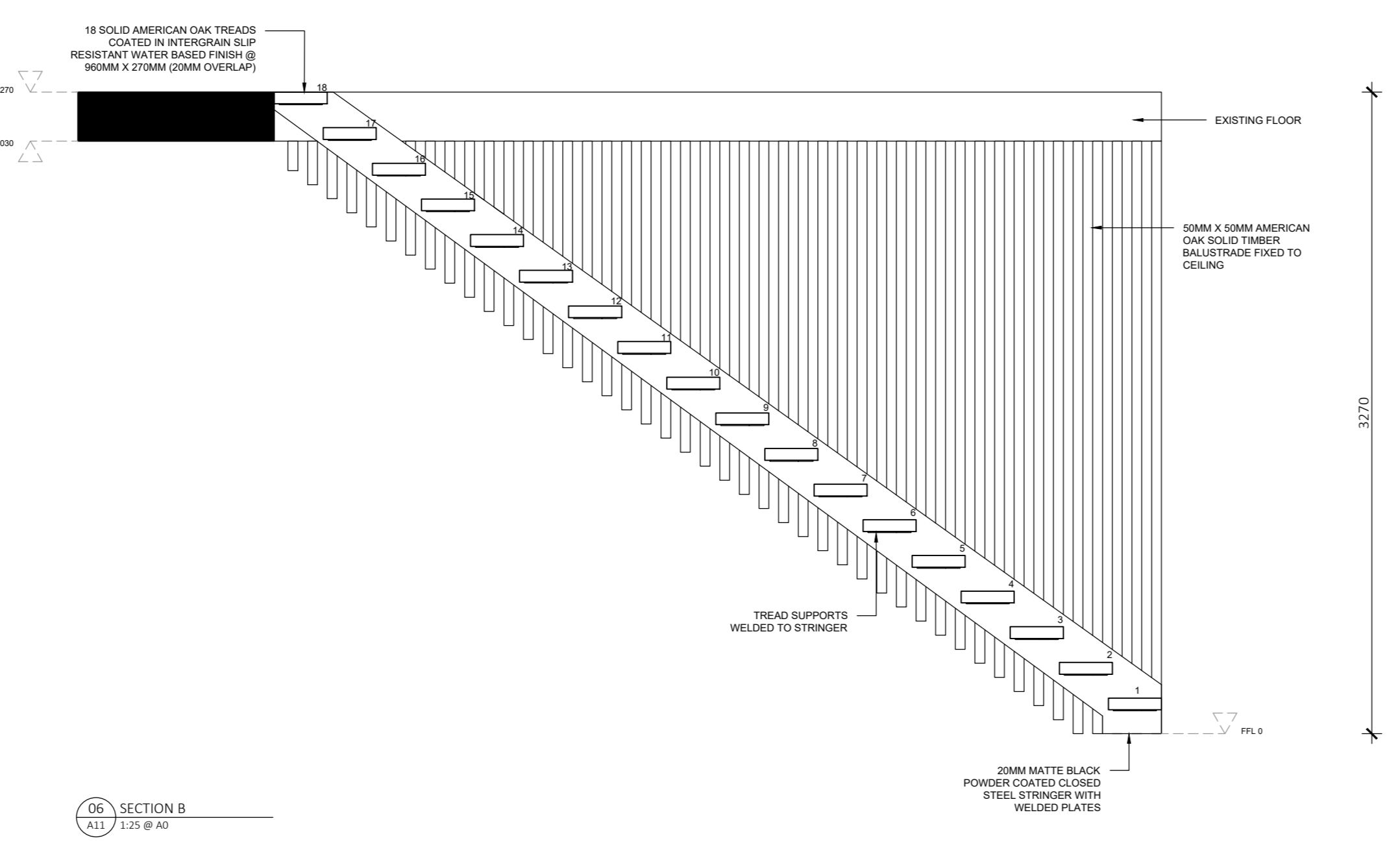
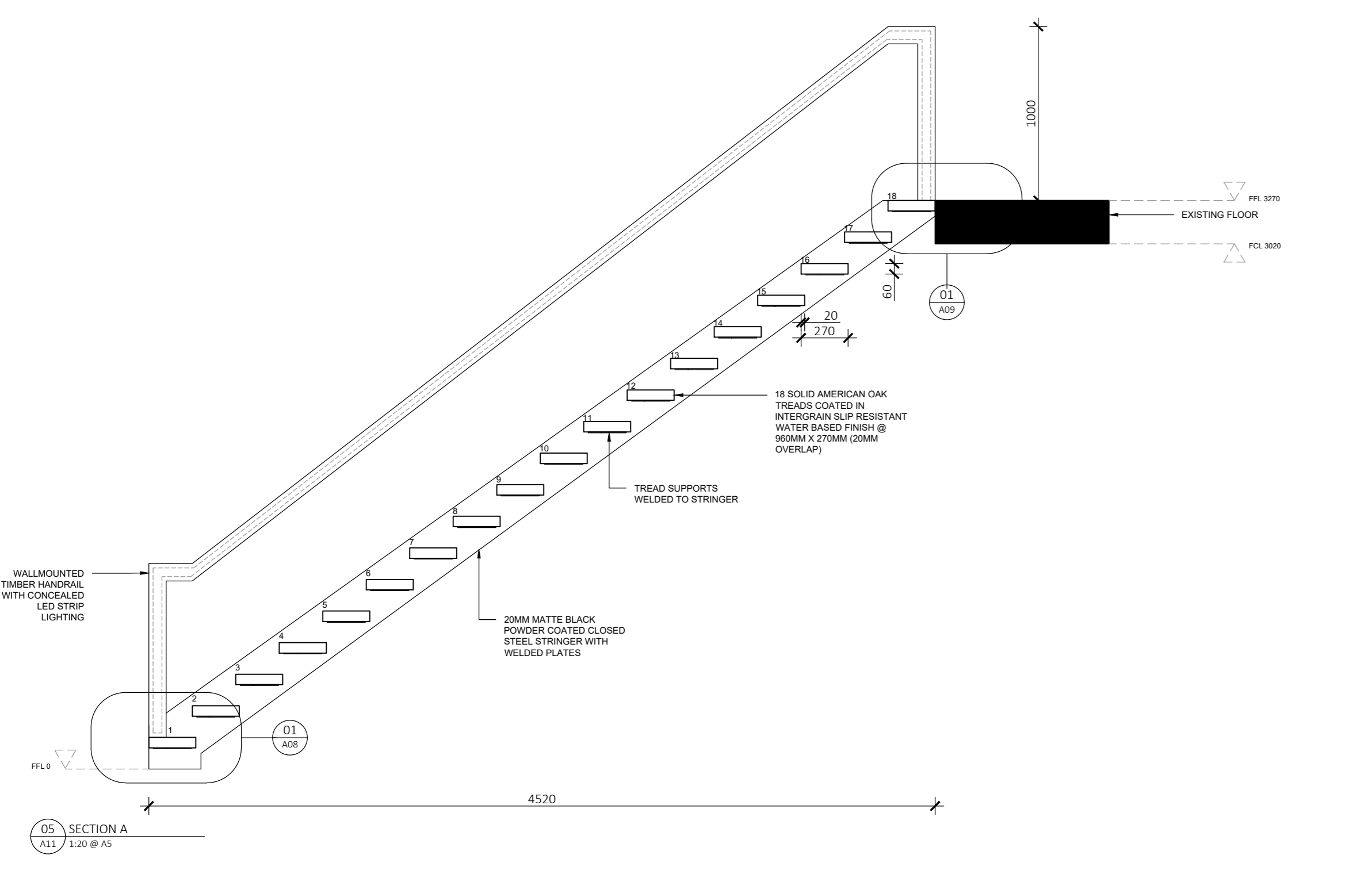
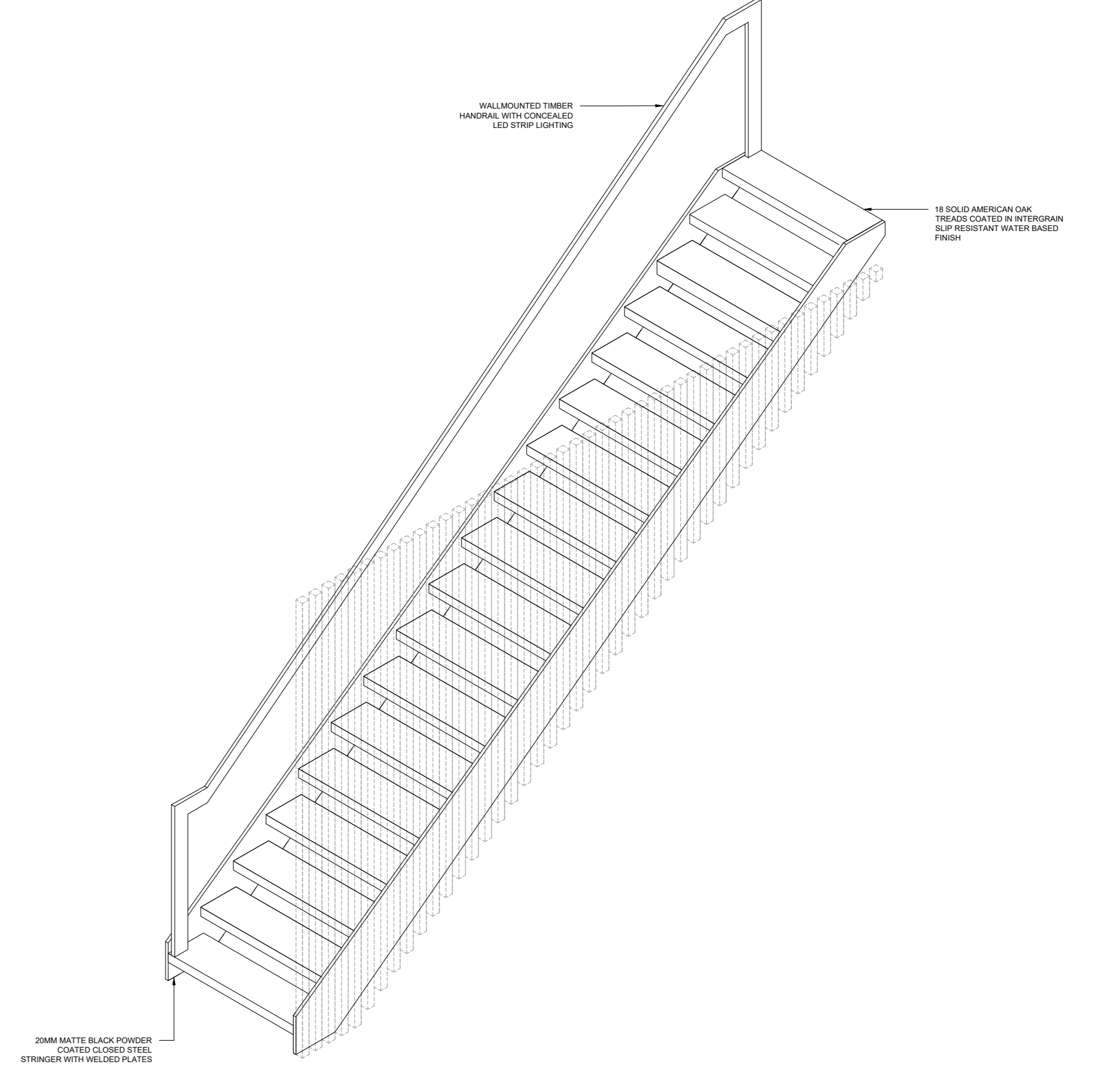
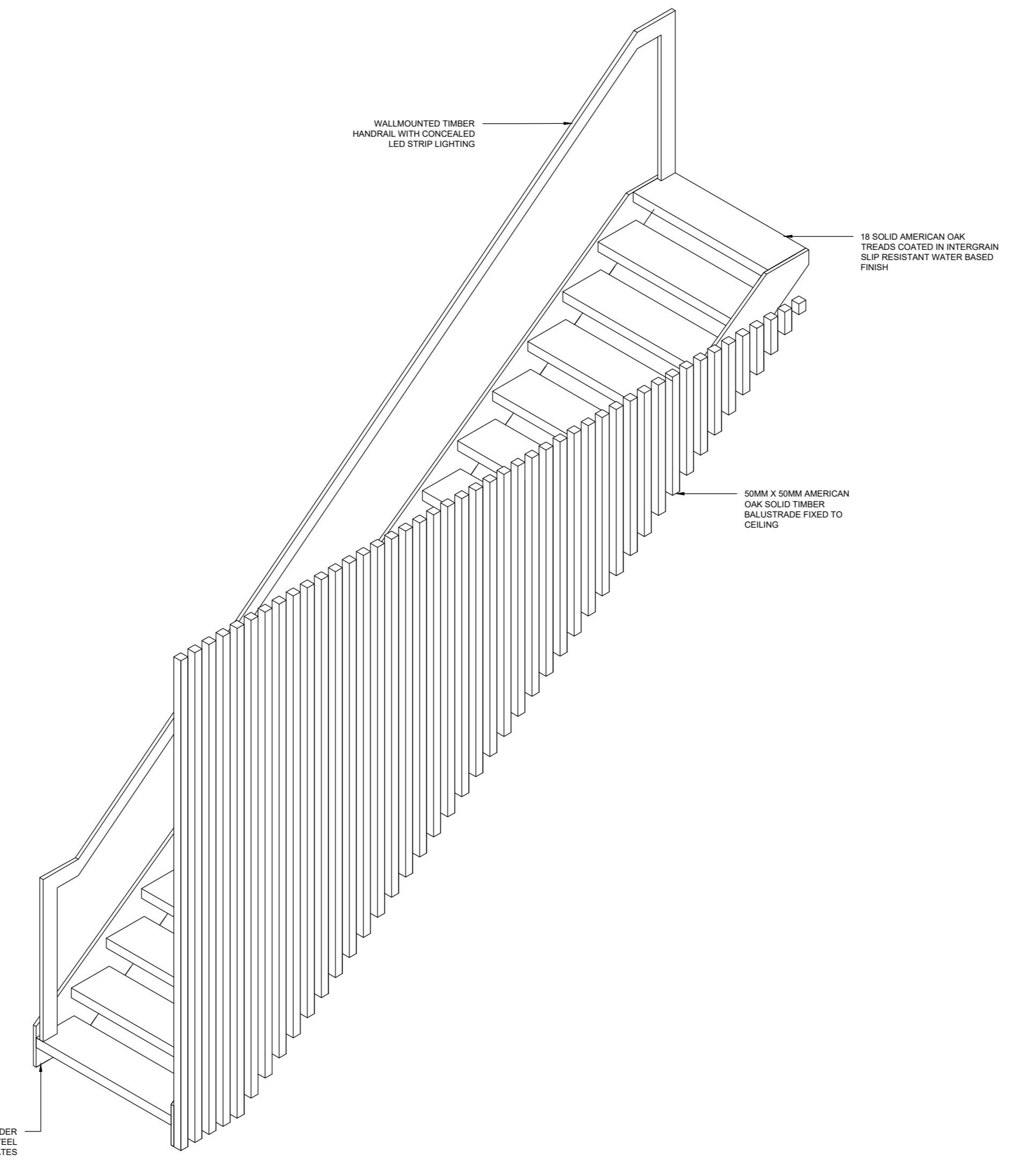
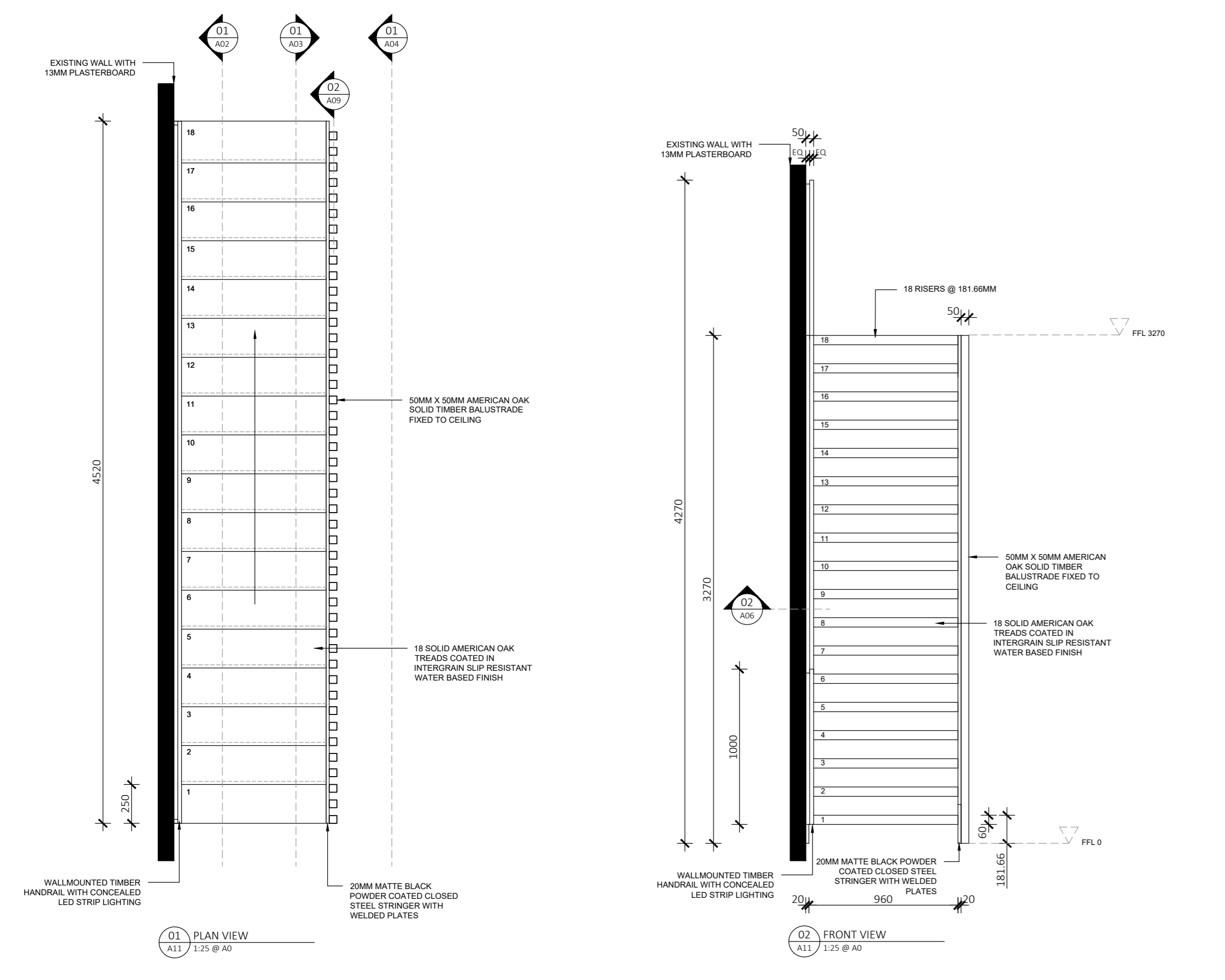
	Sliding Cavity Door 820(W) x 2110(H)		Sliding Bi-Fold Door 1120(W) x 2110(H)
	Flush Door 820(W) x 2110(H)		Glass Sliding Stacker Door 3380(W) x 2110(H)
	Flush French Doors 1800(W) x 2110(H)		

ELECTRICAL FIXTURES

	LT-01 3 in 1 Light, heat lamp and exhaust fan		LT-05 Large Domed Ribbed Pendant - Beacon
	LT-02 Downlight		LT-05 LED Strip Lighting Under Handrail
	LT-03 Bottle White Pendant - Beacon		Exhaust fan
	LT-04 Round White Pendant - Beacon		Smoke Alarm
	Single Light Switch		Double Light Switch
	Triple Light Switch		

SYMBOLS

FN-01	Lola Armchair Linen Bowie/Silver Oak
FN-02	Lola 2.5 Seater Sofa Linen Bowie/Silver Oak
FN-03	Otis 6 Seater Dining Table/Silver Oak
FN-04	Gus Dining Chair Leather Bone/Silver Oak
FN-05	Brooklyn Stool Leather Bone/Silver Oak
FN-06	Andorra Wool Terrazzo Area Rug
FN-07	Willow Queen Bed Silver Oak
FN-08	Noah Bedside Table Silver Oak
FN-09	Andes Wool Rye Area Rug
FN-10	Franklin 2.5 Seater Sofa Flax Seed Clover Wool/Raw Wood
FN-11	Aspen Wool Elk Area Rug
FN-12	Wilfred Armchair Banksia Matilda Linen/Silver Oak
FN-13	Willow King Bed Silver Oak
FN-14	Leeroy Armchair Fog Greyson Leather
FN-15	Otis Side Table Silver Oak
FN-16	Mina Desk Chair Fog Greyson Leather
FN-17	Match Carpet Rug Custom Made
FX-01	Kaya Toilet Roll Holder
FX-02	Kaya Single 600 Towel Rail
FX-03	Kaya Hand Towel Holder
FX-04	Kaya Twin Shower
FX-05	Sansa Wall/Shower Mixer
FX-06	Sansa Vessel Basin Mixer
FX-07	Kaya Back-To-Wall Toilet Suite
FX-08	Sasso 1650 Freestanding Bath
FX-09	Fisher & Paykel Induction Cooktop
FX-10	Fisher & Paykel Fridge
FX-11	Fisher & Paykel Integrated Oven
FX-12	Fisher & Paykel Integrated Combination Microwave Oven
FX-13	Fisher & Paykel Washing Machine
FX-14	Fisher & Paykel Dryer
FX-15	Art Plumbing Australia Bottle Trap
FX-16	Fisher & Paykel Dishwasher
FX-17	5000 Series Double Sink
FX-18	Hoop Concrete Basin
FX-19	Gloss MKII Swivel Sink Mixer
FX-20	Hana 32L Single Sink
FX-21	Pencil Edge 900x900 Mirror
FX-22	Sansa Wall Bath Set
FX-23	Arch 1200mm Mirror
FX-24	198mm Knurled Handle
JN-01	Timberline Ainsworth 900 Vanity
F-01	Topaz SilkSurface
F-02	Polytec Pallido Smooth
F-03	Polytec Boston Oak Woodmatt
F-04	Polytec Natural White
F-05	Dulux White Ceiling Paint
F-06	Engineered Timber Natural Oak
F-07	Surround By Laminex Classic VJ 100 Panelling 2700X1200mm Sheeting



BASIC NOTES

- Comply in all respects to basic certificates A117344 requirements including but not limited to:
 - A minimum of 40% of new lights to be fluorescent,
 - All new bathroom fixtures to have a minimum of 3 star water rating.
 - All new construction to comply with minimum additional insulation as outlined in basic certification A117344.
 - All new doors, windows and glazing to comply with minimum standards as outlined in basic certificate A117344.

GENERAL NOTES

- Refer code index and schedules for codes description & specifications.
- All works to comply with BCA & Australian Standards & in accordance with best practice.
- All internal floor finishes align, typical.
- Comply in all respects to development application conditions of consent by Woolahra Council.
- Comply in all respects to structural engineer's documentation and instructions.
- Comply in all respects to basic requirements.

TENDER ISSUE

Note: Do not scale drawing; this drawing shows design intent only. All dimensions to be checked on site prior to construction or production; construction details to be confirmed by contractor / manufacturer, figure dimensions are to be taken in preference to the scale drawing; all discrepancies and commissions on site must be reported to designer for their comments or approval prior to commencing work; all electrical, lighting, HVAC and plumbing issues to be referred to engineer's drawing prior to commencement of works; the designs are subject to approval by statutory authorities and any necessary alterations should be made to comply; this document including electronic format, must not be used, reproduced or copied wholly or in part without a prior permission of designer.

GRAPHIC SYMBOLS

WALL TYPES

WT01	Wet/Wet Wall - Timber stud wall 45x90mm w/ 9mm FC + 2mm adhesive + 6mm tile on either side
WT02	Dry/Wet Wall - Timber stud wall 45x90mm w/ 13mm plasterboard sheeting on one side and 9mm FC + 2mm adhesive + 6mm tile on other side
WT03	Dry/Dry Wall - Timber stud wall 45x90mm w/ 13mm plasterboard sheeting on either side
PT01	Wall Paint Snow Mountains Quarter - Dulux
TL01	Wall Tile Lily Zellige Handmade 100x100mm - Di Lorenzo
TL02	Floor Tile Réves Perle Beige 1200x1200mm - Di Lorenzo

DOOR TYPES

	Sliding Cavity Door 820(W) x 2110(H)		Sliding Bi-Fold Door 1120(W) x 2110(H)
	Flush Door 820(W) x 2110(H)		Glass Sliding Stacker Door 3380(W) x 2110(H)
	Flush French Doors 1800(W) x 2110(H)		

ELECTRICAL FIXTURES

	LT-01 3 in 1 Light, heat lamp and exhaust fan		LT-05 Large Domed Ribbed Pendant - Beacon
	LT-02 Downlight		LT-06 LED Strip Lighting Under Handrail
	LT-03 Bottle White Pendant - Beacon		Exhaust fan
	LT-04 Round White Pendant - Beacon		Smoke Alarm
	Two-way Light Switch		Double Light Switch
	Single Light Switch		Triple Light Switch

SYMBOLS

FN-01	Lola Armchair Linen Bowie/Silver Oak
FN-02	Lola 2.5 Seater Sofa Linen Bowie/Silver Oak
FN-03	Otis 6 Seater Dining Table/Silver Oak
FN-04	Gus Dining Chair Leather Bone/Silver Oak
FN-05	Brooklyn Stool Leather Bone/Silver Oak
FN-06	Andora Wool Terrazzo Area Rug
FN-07	Willow Queen Bed Silver Oak
FN-08	Noah Bedside Table Silver Oak
FN-09	Andes Wool Rye Area Rug
FN-10	Franklin 2.5 Seater Sofa Flax Seed Clover Wool/Raw Wood
FN-11	Aspen Wool Elk Area Rug
FN-12	Wilfred Armchair Banksia Matilda Linen/Silver Oak
FN-13	Willow King Bed Silver Oak
FN-14	Leeroy Armchair Fog Greystone Leather
FN-15	Otis Side Table Silver Oak
FN-16	Mina Desk Chair Fog Greystone Leather
FN-17	Match Carpet Rug Custom Made

FX-01	Kaya Toilet Roll Holder
FX-02	Kaya Single 600 Towel Rail
FX-03	Kaya Hand Towel Holder
FX-04	Kaya Twin Shower
FX-05	Sansa Wall/Shower Mixer
FX-06	Sansa Vessel Basin Mixer
FX-07	Kaya Back-To-Wall Toilet Suite
FX-08	Sasso 1650 Freestanding Bath
FX-09	Fisher & Paykel Induction Cooktop
FX-10	Fisher & Paykel Fridge
FX-11	Fisher & Paykel Integrated Oven
FX-12	Fisher & Paykel Integrated Combination Microwave Oven
FX-13	Fisher & Paykel Washing Machine
FX-14	Fisher & Paykel Dryer
FX-15	Art Plumbing Australia Bottle Trap
FX-16	Fisher & Paykel Dishwasher
FX-17	5000 Series Double Sink
FX-18	Hoop Concrete Basin
FX-19	Gloss MKII Swivel Sink Mixer
FX-20	Hana 32L Single Sink
FX-21	Pencil Edge 900x900 Mirror
FX-22	Sansa Wall Bath Set
FX-23	Arch 1200mm Mirror
FX-24	198mm Knurled Handle

JN-01	Timberline Ainsworth 900 Vanity
-------	---------------------------------

F-01	Topaz SilkSurface
F-02	Polytec Pallido Smooth
F-03	Polytec Boston Oak Woodmatt
F-04	Polytec Natural White
F-05	Dulux White Ceiling Paint
F-06	Engineered Timber Natural Oak
F-07	Surround By Laminex Classic VJ 100 Panelling 2700X1200mm Sheeting

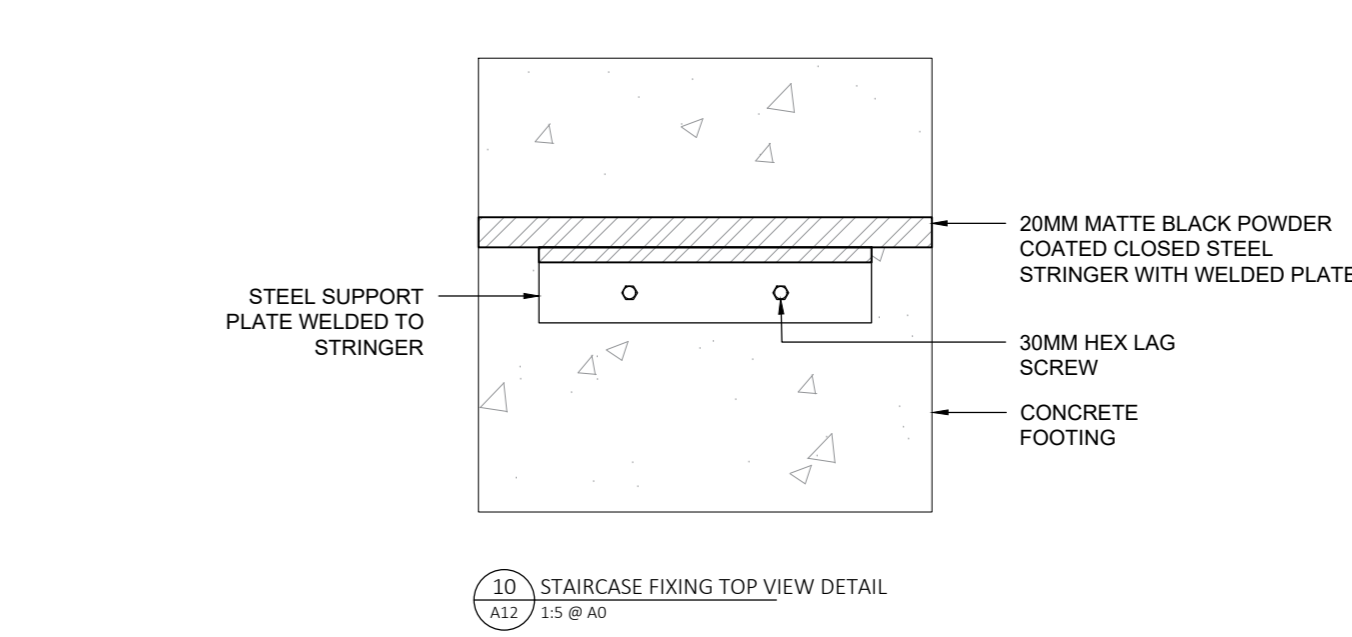
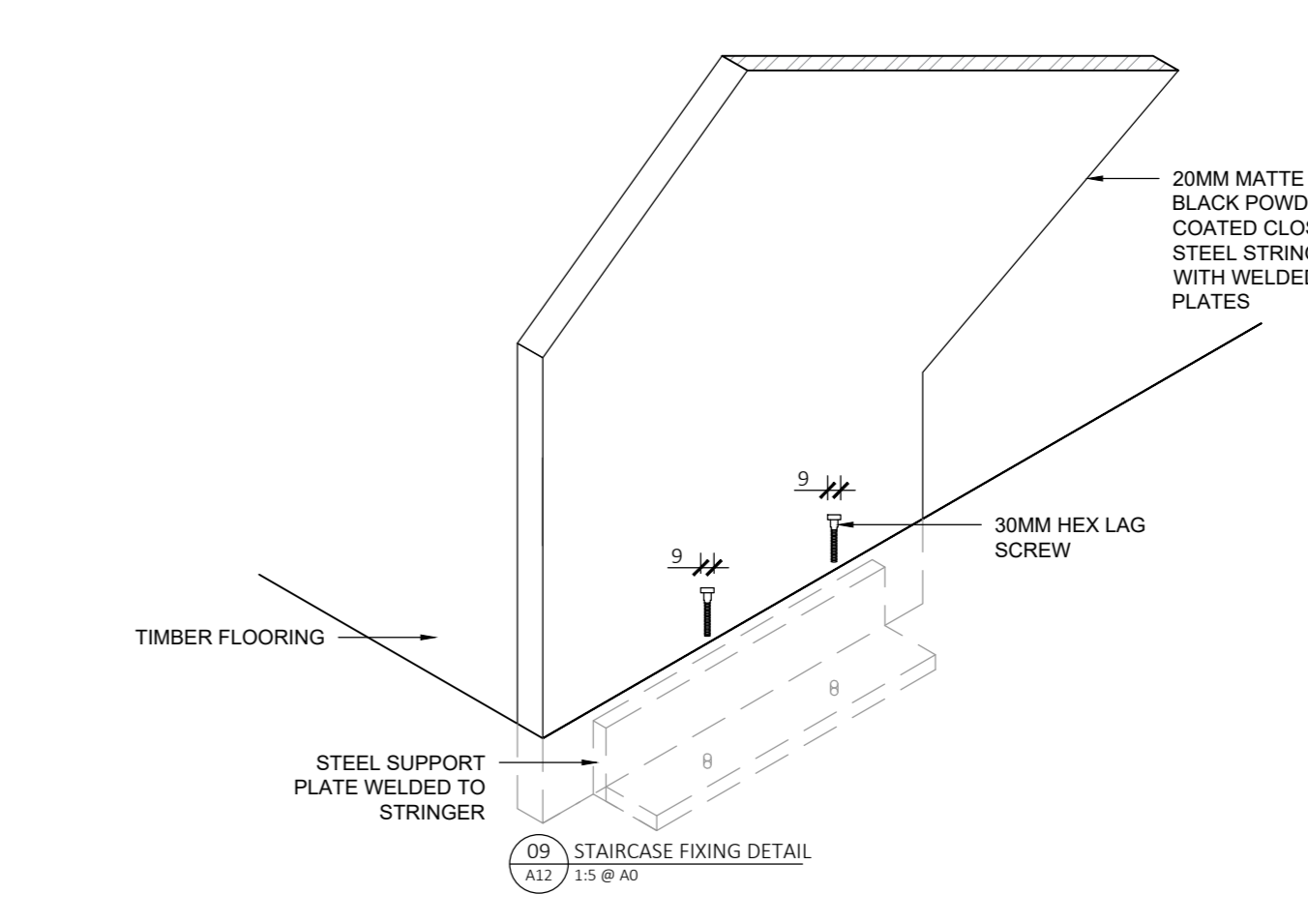
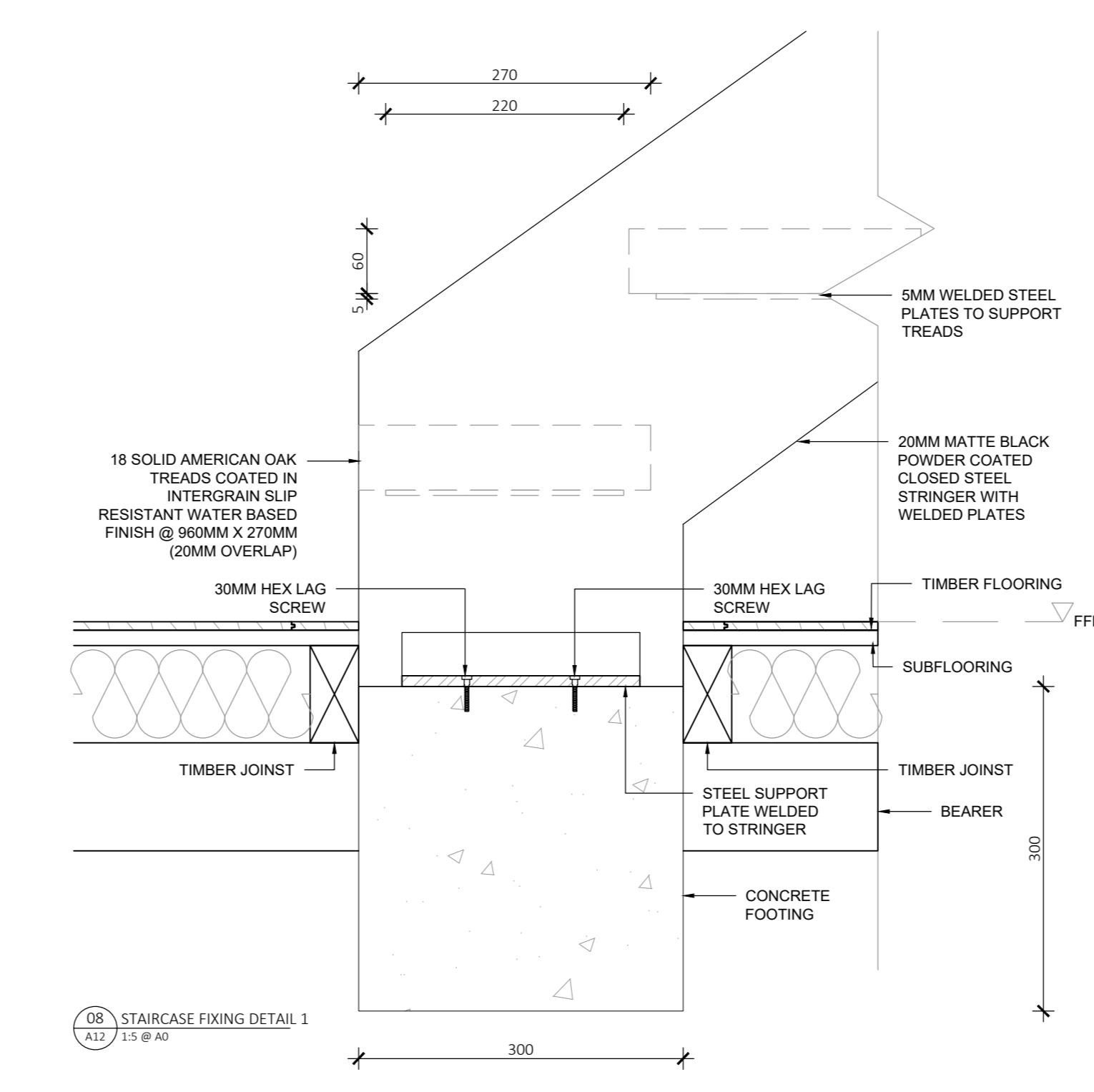
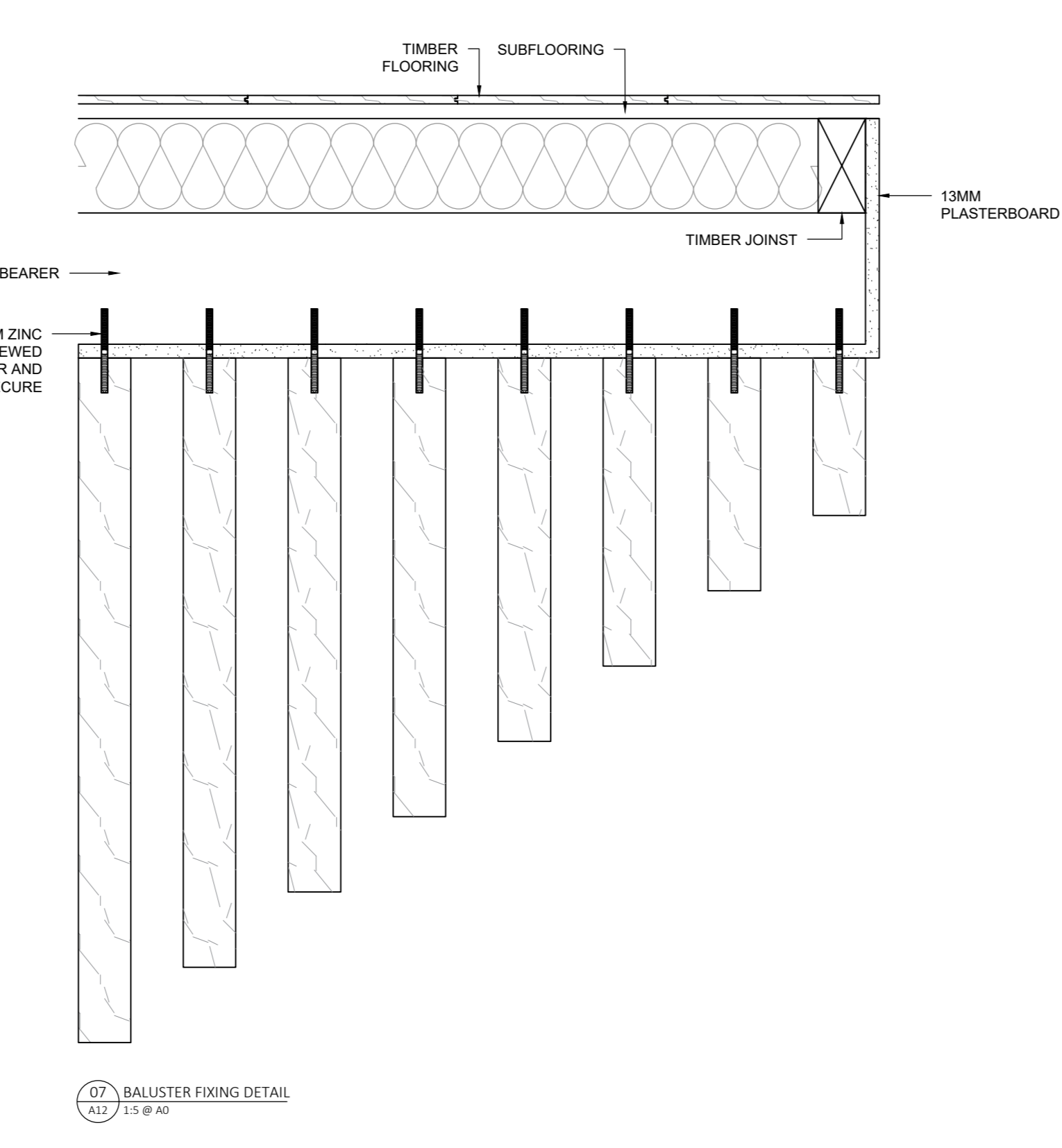
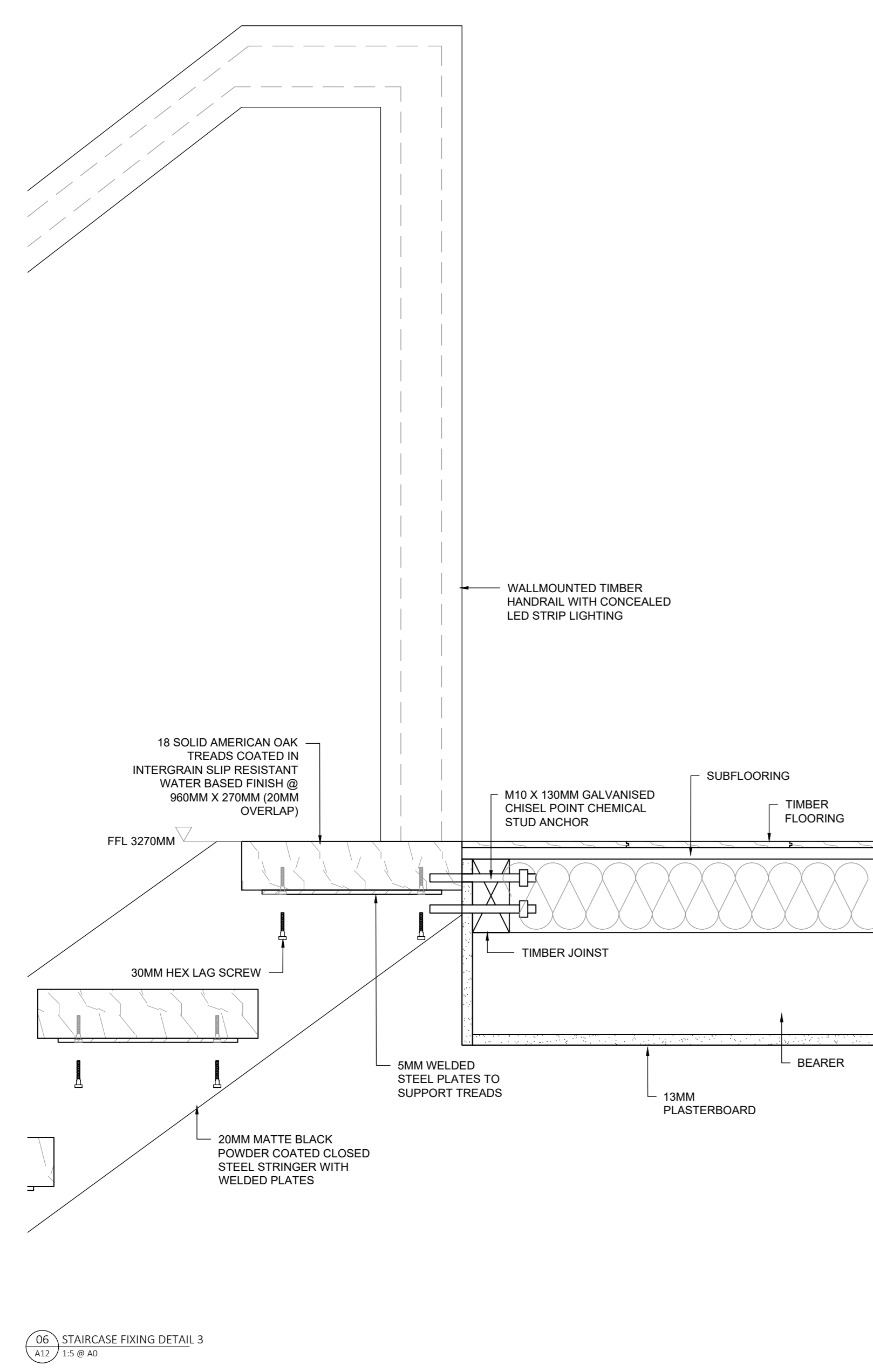
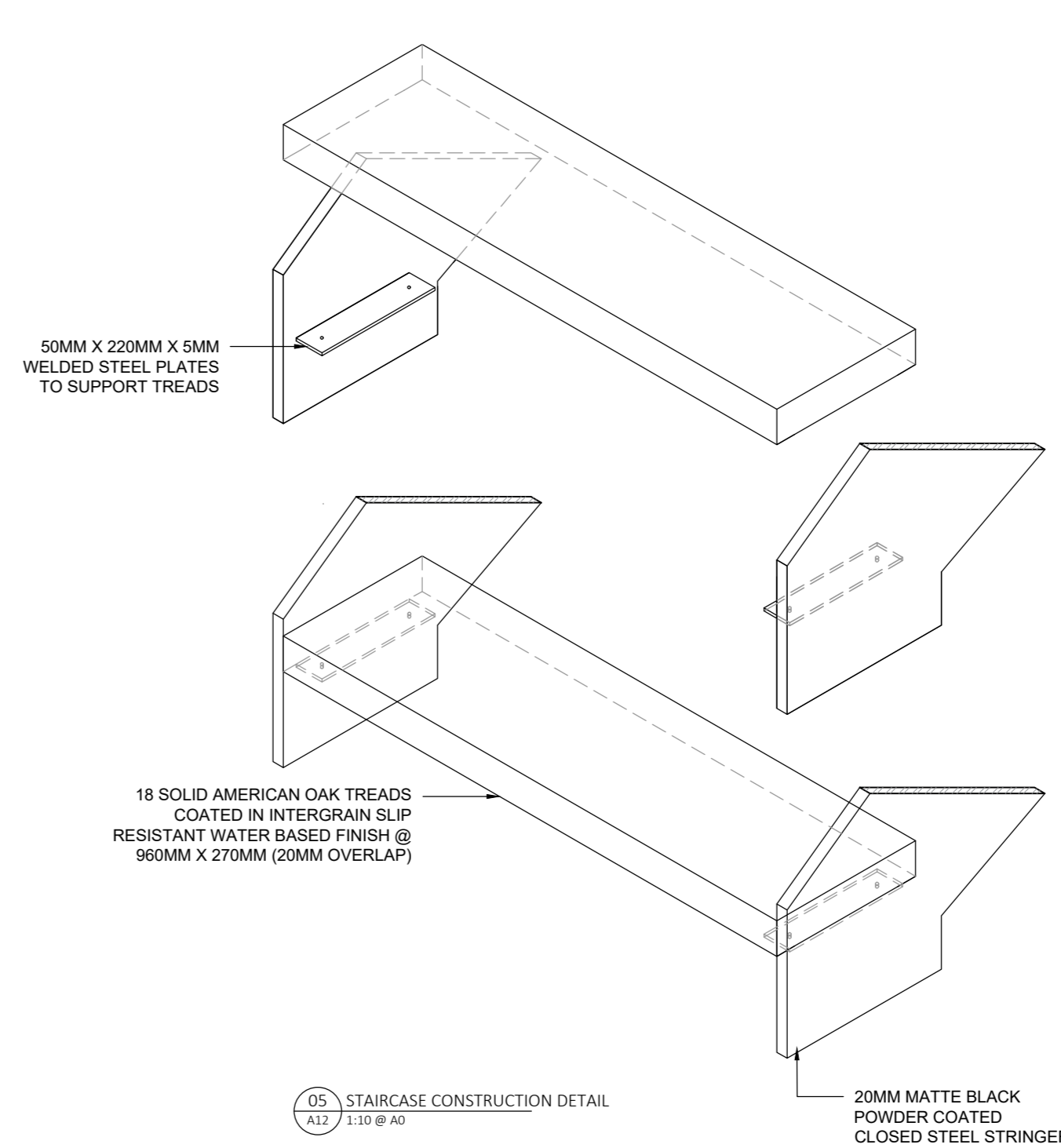
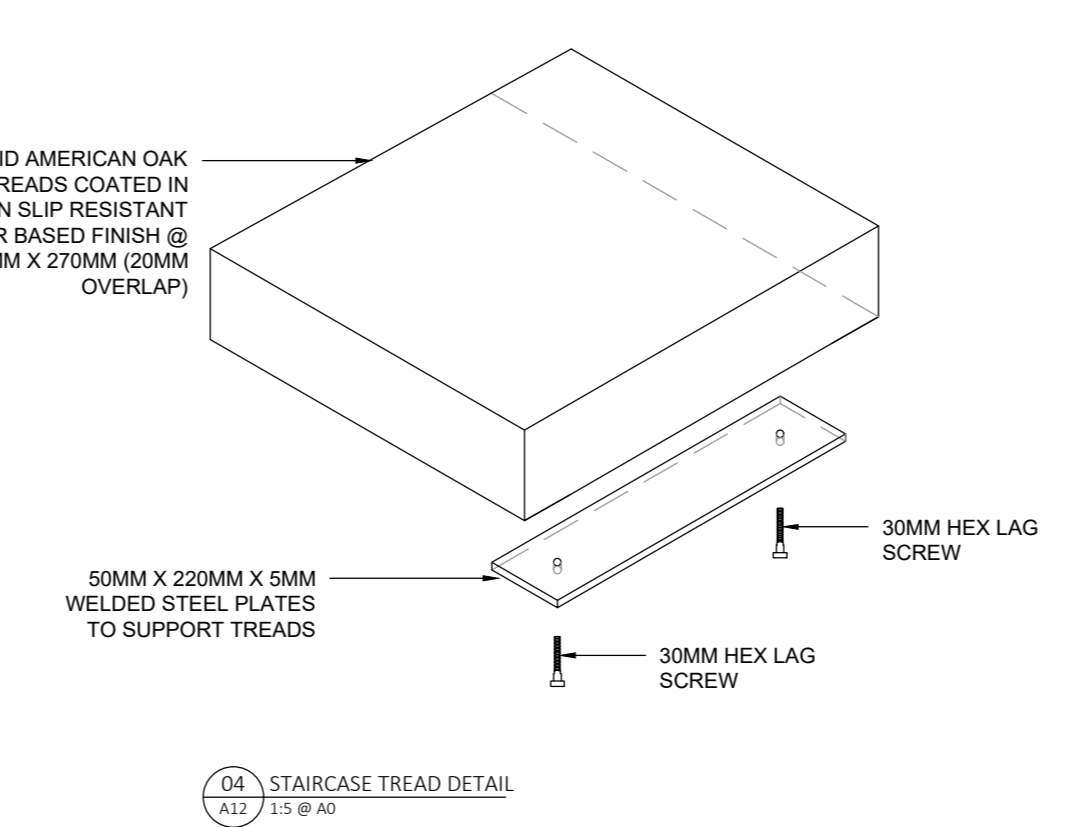
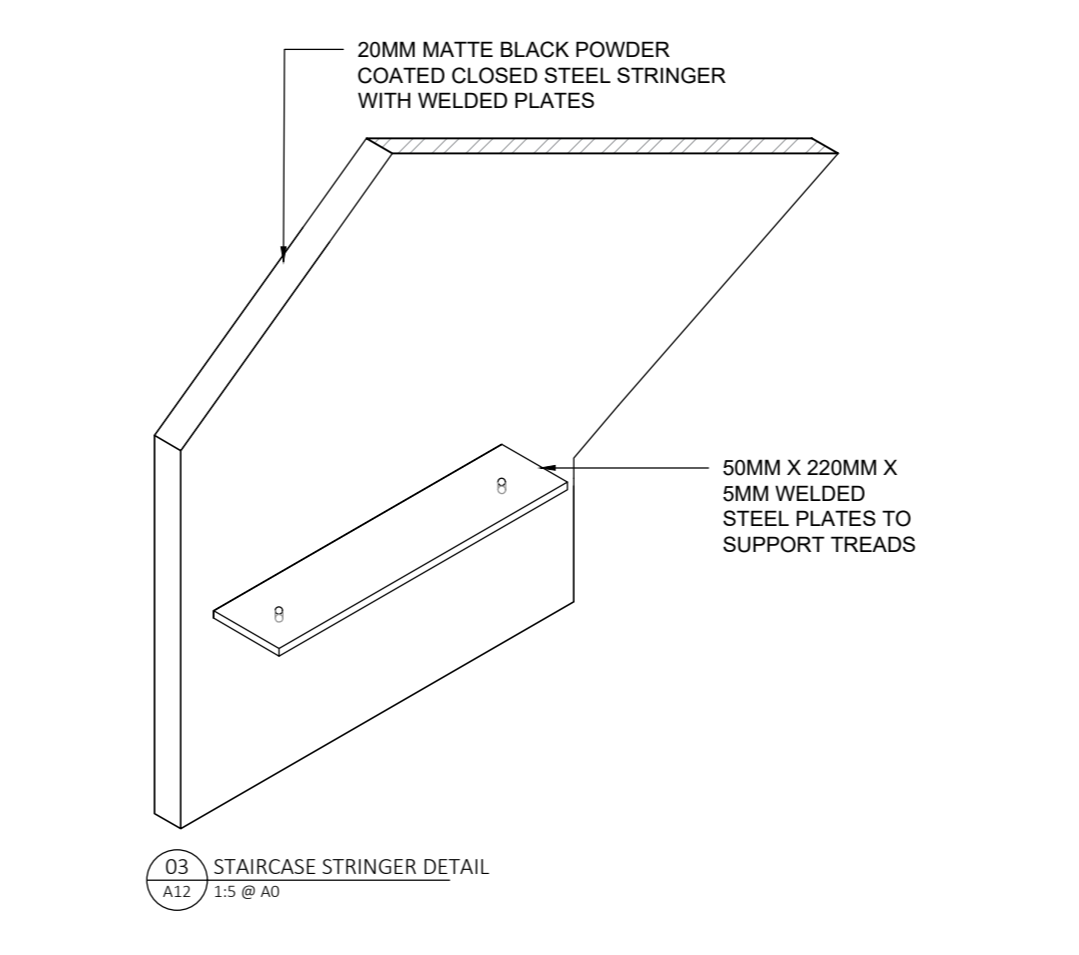
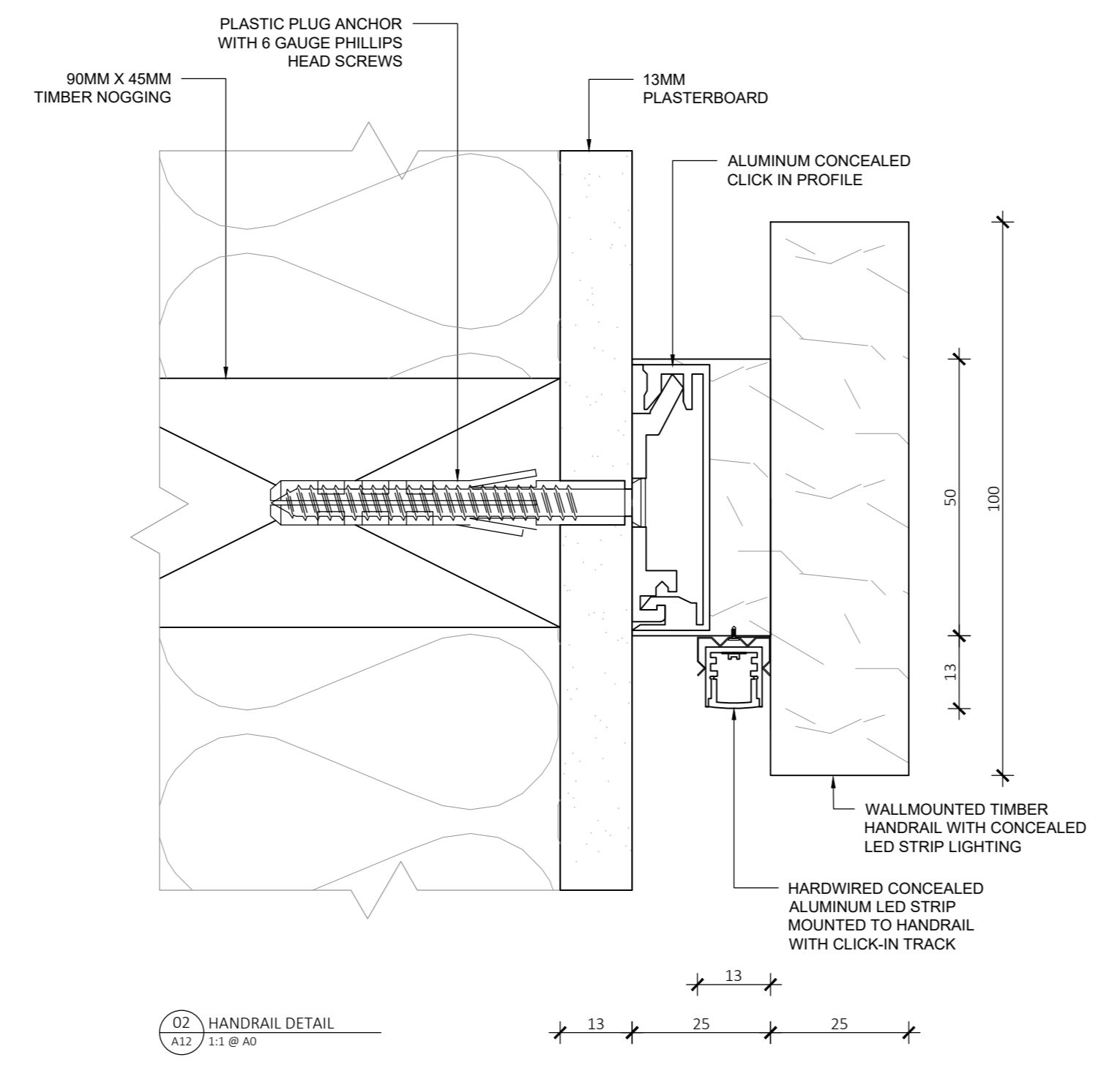

Revision:	Date:	Drawn By:
A	12.05.24	IT

Issue by:
Billy Blue College of Design
Fortitude Valley Campus, 90 Bowen Terrace,
Fortitude Valley, QLD 4000

Project:	Drawing No:	Issue
Paddington House 166 Paddington St Paddington	01	A
	02	A
	03	A
	04	A
	05	A
	06	A
	07	A
	08	A
	09	A
	10	A

Drawing Title:
Staircase Details

Drawing Scale:
1:1 & 1:5 & 1:10



BASIC NOTES

- Comply in all respects to basic certificates A117344 requirements including but not limited to:
 - A minimum of 40% of new lights to be fluorescent.
 - All new bathroom fixtures to have a minimum of 3 star water rating.
 - All new construction to comply with minimum additional insulation as outlined in basic certification A117344.
 - All new doors, windows and glazing to comply with minimum standards as outlined in basic certificate A117344.

GENERAL NOTES

- Refer code index and schedules for codes description & specifications.
- All works to comply with BCA & Australian Standards & in accordance with best practice.
- All internal floor finishes align, typical.
- Comply in all respects to development application conditions of consent by Woolahra Council.
- Comply in all respects to structural engineer's documentation and instructions.
- Comply in all respects to basic requirements.

TENDER ISSUE

Note:
 Do not scale drawing; this drawing shows design intent only. All dimensions to be checked on site prior to construction or production: construction details to be confirmed by contractor / manufacturer, figure dimensions are to be taken in preference to the scale drawing; all discrepancies and commissions on site must be reported to designer for their comments or approval prior to commencing work; all electrical, lighting, HVAC and plumbing issues to be referred to engineer's drawing prior to commencement of works; the designs are subject to approval by statutory authorities and any necessary alterations should be made to comply; this document including electronic format, must not be used, reproduced or copied wholly or in part without a prior permission of designer.